


MAZE

Help Gavin and Rhonda make a break for it to the swing set in the backyard!
Draw a route from the start to the finish.

START



The Great Thanksgiving Escape

MARK FEARING



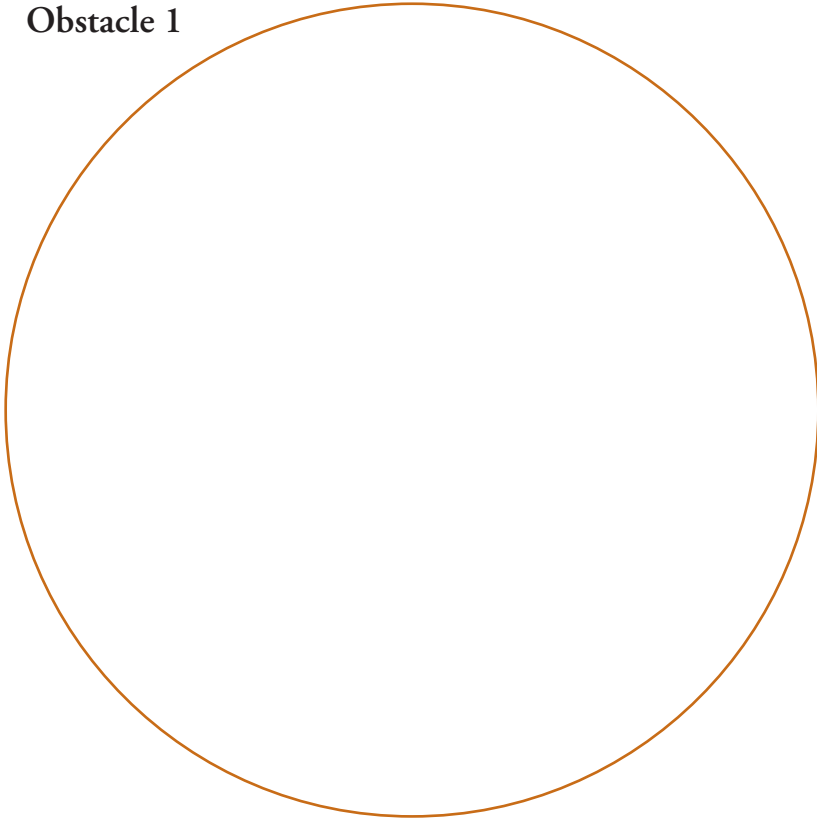
CANDLEWICK PRESS
www.candlewick.com

Illustrations copyright © 2014 by Mark Fearing


DRAWING ACTIVITY

Gavin and Rhonda dodge obstacles such as vicious guard dogs, the hall of aunts, and the great wall of butts. Draw three more obstacles for them to face on their way to the backyard.

Obstacle 1



Obstacle 3



Obstacle 2



MARK
FEARING

The Great
Thanksgiving
Escape



CANDLEWICK PRESS
www.candlewick.com

Illustrations copyright © 2014 by Mark Fearing

WORD SEARCH

Look for the words listed below in the puzzle.



N	T	G	A	X	Y	I	C	G	H	O	L
H	R	A	U	F	J	T	O	D	Q	P	E
T	H	A	N	K	S	G	I	V	I	N	G
U	O	S	T	E	F	R	S	U	A	G	A
R	N	R	S	I	Y	A	B	C	P	U	V
K	D	V	Q	L	K	A	U	S	P	A	I
E	A	K	I	T	C	H	E	N	L	R	N
Y	R	M	T	K	I	I	B	S	E	D	F
D	A	S	Y	A	B	L	U	R	P	D	X
F	C	A	F	M	B	W	T	U	I	O	K
K	R	M	O	U	Y	Z	T	P	E	G	S
D	Y	Z	W	K	I	E	S	R	V	S	N

APPLE PIE

AUNTS

BACKYARD

BUTTS

FAMILY

GAVIN

GUARD DOGS

KITCHEN

RHONDA

THANKSGIVING

TURKEY

ZOMBIES



MARK
FEARING



CANDLEWICK PRESS
www.candlewick.com

Illustrations copyright © 2014 by Mark Fearing

MAKE A HAND TURKEY

Place one hand on the paper, palm down and fingers spread apart. Starting on one side of your wrist, trace the outline of your hand until you reach the other side of your wrist. Draw a line from start point to end point to finish the body of the turkey. Add some feet, then color your turkey!





GIVING THANKS

List six things you are grateful for this Thanksgiving.

1.

2.

3.

4.

5.

6.



**The Great
Thanksgiving
Escape**

MARK
FEARING



CANDLEWICK PRESS
www.candlewick.com

Illustrations copyright © 2014 by Mark Fearing