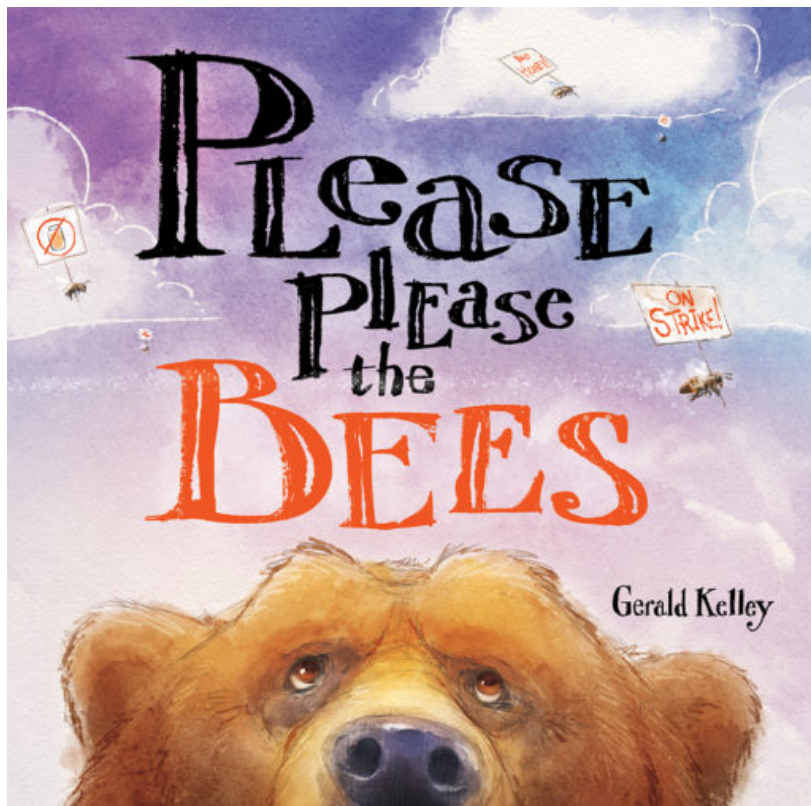


SAG-AFTRA FOUNDATION PRESENTS

Storyline Online®

ACTIVITY GUIDE

ACTIVITIES RECOMMENDED FOR CHILDREN AGES 6 - 8



PLEASE PLEASE THE BEES

WRITTEN BY GERALD KELLEY
ILLUSTRATED BY GERALD KELLEY

Watch the video of actor
Rashida Jones
reading this story at
storylineonline.net



ABOUT THIS STORY

SYNOPSIS

Life is sweet for Benedict. Every morning he wakes up to find jars of fresh honey on his back porch. He makes honey toast for breakfast, bakes honey cake in the afternoon, and drinks honey tea before bed. But one day, the jars on Benedict's porch are empty. The bees in his backyard have gone on strike! They are tired of doing all the work around the hive. What can Benedict do to make the bees happy and bring sweetness back to his days?

THEMES IN THE STORY

Community, Cooperation, Compassion, Gratitude

TALK IT UP!

Use the following questions to discuss the themes of the story:

- Benedict is a “creature of habit” and follows the same routine day after day. Describe your daily routine. Do you find that you do the same thing day after day?
- Benedict and the bees live in the same community. Name some members of your community. How do they help you with your daily routine?
- How do you think the bees felt to be living in a home with leaky roofs and cracks in the wall? Would you go on strike, too? Why or Why not?
- After the bees strike, Benedict does some thinking. He decides that he has been selfish and wants to make things right with the bees. Tell about a time that you were selfish and worked to make things right.
- Benedict learned that cooperation is important in a community. Describe examples of cooperation in your community.

WRITING

Benedict is a member of a community. The bees are community helpers. Let's see how alike and different the bear and the bees really are!

MATERIALS —

Pencil/Paper

PREPARATION TIME —

None

LENGTH OF ACTIVITY —

15 minutes

DIRECTIONS FOR ACTIVITY —

Create a comparison chart. Fold a piece of paper in half and label one side "ALIKE" and the other "DIFFERENT". Describe how Benedict and the bees are similar and how Benedict and the bees are different.


THANK YOU CARD

The bees feel unappreciated by Benedict. Make a bee-themed thank you card for someone that may feel unappreciated in your life! You can thank them for “Bee-ing YOU!” or “Bee-ing so sweet!” or “Bee-ing a great friend!”

MATERIALS —

Cardstock paper/construction paper/printer paper, crayons/markers, pencil, ruler, glue scissors


OPTIONAL —

Internet,  Google It!: Bee template printable, printer

LENGTH OF ACTIVITY —

30 minutes

DIRECTIONS FOR ACTIVITY —

Optional -  Google It!: Search “DIY bee cards” for inspiration. Once you have decided on a vision for your card, search “free printable bee template” to assist with your card making.

Step 1: Decide on a format. Choose your paper preference and create a traditional folded card or a flat postcard style card. If you prefer a postcard, use a ruler to measure the dimensions (5”X7”). Then, use scissors to cut to size.

Step 2: Design your card. Add your friendly buzzing bee to the front of your card.
Optional: print bee template, color and use for your card. You may want to add a hive and additional bees, too!

Step 3: Write your message. Use a pencil/markers/crayons to write and decorate your “Thank you” greeting.

COOKING ACTIVITY: HONEY BANANA POPS

Benedict worked very hard in the warm weather to make it right with the bees. Here is a delightfully sweet treat that can keep both you and Benedict cool!

INGREDIENTS —

2 large bananas
Honey
Favorite honey-sweetened cereal
Popsicle sticks
Optional: chocolate sauce

INSTRUCTIONS —

Step 1: Peel bananas and cut them in half. Insert Popsicle sticks into cut ends of the bananas. Place on wax paper and freeze until firm, at least 1 hour.

Step 2: Coat frozen bananas with honey and roll in cereal. Add chocolate drizzle, if desired.


Step 3: Eat immediately or freeze until ready to eat.

Add some math to your recipe!

Tally Chart: Experiment using different cereals in the recipe. Ask family and friends which cereal they prefer. Keep track using tally marks.

EXPERIMENT: THE POLLINATOR!

Honey bees are vital to our ecosystem. They pollinate plants when they collect nectar from flowers. Pollen sticks to their legs and bodies. When the bees fly from flower to flower, they spread pollen, helping plants produce fruits and seeds. Birds, insects and other animals eat plants or the fruits that plants grow. Our ecosystem would be plant-less, if it were not for bees.


 **Google It!:** Search “ecosystem” to learn more.

MATERIALS —

Cheetos
Construction paper
Crayons

PROCEDURE FOR EXPERIMENT —

- Step 1:** Using crayons, draw a flower on 8 pieces of construction paper. Place the flowers around the room.
- Step 2:** Eat Cheetos without licking fingers. Collect as much Cheetos dust on fingers as possible. The Cheetos dust represents pollen.
- Step 3:** Allow 10 seconds to “fly” to as many flowers in the room and rub fingers on each one.
- Step 4:** After the 10 seconds expire, observe. Did all of the flowers get pollinated? What will happen to the flower that did not?

 **Google It!:** Search “bee extinction” to learn the importance of pollinators within an ecosystem..

PHYSICAL ACTIVITIES

Bees start making **honey**, which is their food, by visiting flowers. They use their tongues to suck out nectar from the flower blossom. They store it in their “**honey stomach**”, which is different from their food stomach. Once they have a full load, they fly back to the hive. This keeps them very busy!

BUSY BEES

EQUIPMENT —

None

PARTICIPANTS —

Minimum of 3

GAME DIRECTIONS —

Assign 1 player as “Queen Bee” and remaining players are “worker bees”.

Worker bees buzz around a designated area. When the queen bee says, “Honey!” the worker bees find a partner and face each other. The queen bee stands alone and calls out actions for the pairs to complete, i.e. back-to-back, toes-to-toes, etc. When the queen bee calls out “Bear!” the worker bees scatter and buzz around again until they hear “Honey!”.

BUZZ-Y BODY

EQUIPMENT —

None

PARTICIPANTS —

Minimum of 3

GAME DIRECTIONS —

Assign 1 player as “Queen Bee” and remaining players are “worker bees”.

Worker bees buzz around a designated area. The queen bee instructs them to run, skip, hop on one leg, etc. When the queen bee calls out a letter (example “H”), the bees find the nearest partner to get down on the floor and use their bodies to make the shape of the letter. Then, the queen bee gets them moving again and calls out another letter (example “O”). Continue to spell out the word HONEY.

FIELD TRIPS

Field trips are a great way to make a real world connection to the story.

VISIT A ZOO

Benedict lives in a house, practices the violin, bakes honey cakes, knits sweaters, runs errands, drinks tea, reads books, and sleeps in a bed. Visit your local zoo to observe real bears eating, playing with their cubs, fishing and hibernating. Do they have the same routine as Benedict?

BEEKEEPERS

Beekeepers have a difficult job! Contact your local beekeepers club or association to plan a visit and learn more about beekeeping in your neck of the woods.

DO SOMETHING

Save the Bees! Beekeepers around the world have reported a disappearance of bees and decline in honeycomb colonies due to bee-killing pesticides. Bees play an essential role in ecosystems. A world without bees would be devastating for food production. Help protect bees by planting a bee-friendly organic garden. 🔍 **Google It:** Search “save the bees” to find and sign a petition to save the bees and agriculture.

ABOUT US

ABOUT STORYLINE ONLINE

The SAG-AFTRA Foundation's children's literacy website *Storyline Online*® streams imaginatively produced videos featuring celebrated actors to help inspire a love of reading. Storyline Online receives millions of views every month in hundreds of countries. Visit Storyline Online® at storylineonline.net.

ABOUT THE SAG-AFTRA FOUNDATION

The SAG-AFTRA Foundation provides vital assistance and educational programming to the professionals of SAG-AFTRA while serving the public at large through its signature children's literacy programs. Founded in 1985, the Foundation is a national non-profit organization, independent from SAG-AFTRA, and relies solely on support from grants, corporate sponsorships, and individual contributions to maintain our programs and create new ones. Visit sagaftra.foundation.

STORYLINE ONLINE BROUGHT TO YOU BY

SAG-AFTRA
FOUNDATION