

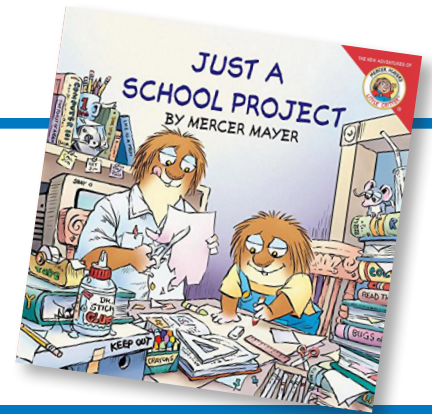
Just a School Project

Themes: School, Science Fair, Life Cycles, Family

Book Brief: It's time for the science fair at school and time to brainstorm ideas about what to do! After a couple of failed ideas, Little Critter sees a caterpillar outside that provides all the inspiration he needs to complete his project.

**Author and
Illustrator:**

Mercer Mayer



TIME TO READ!



Before reading, make predictions: Who helps Little Critter with his project? What type of project is he working on? Do you think his project will be successful? Explain.

After reading, ask questions:

- ◆ Why do you think Little Critter's first ideas didn't work?
- ◆ What steps did he have to take to complete his project?
- ◆ Do you think he knew they would turn into butterflies? Why or why not?
- ◆ What two animals were included on every page? Were you able to find them?

While reading, make connections: Have you ever tried to do something and failed? Have you ever completed a science fair project? If so, what types of experiences did you have that were similar?

RELATED ACTIVITIES

BEAUTIFUL BUTTERFLIES


Materials: paper towel, markers, spray bottle, water, pipe cleaner or twist tie, newspaper

Place paper towel on top of newspaper. Lightly use markers to decorate the paper towel. Fill spray bottle with water. Mist the paper towel. Observe what happens to the colors. When dry, wrap the pipe cleaner around the middle of paper towel to form the butterfly body. The paper towel will be the wings.

BUTTERFLY BUFFET

Materials: large plastic lid, hole punch, string, old fruit

Punch at least 3 holes, equally distanced, around the edge of the plastic lid. Tie 3 separate pieces of string, 1 through each hole, and bring together and tie in a knot. This should allow the lid to hang from a tree branch. Cut up old pieces of fruit like bananas, strawberries, watermelon and place on the lid. Hang your butterfly




buffet outside. Observe to see if you have any customers.

METAMORPHOSIS MUNCHABLE

Ingredients: celery, spreadable cheese, raisins, pretzel twists

Caterpillar: cut celery into desired length and spread cheese down center. Place 2 raisins at one end for eyes. Butterfly: simply add 2 pretzel twists to each side to form wings. Your caterpillar has now transformed into a butterfly!



BUTTERFLY COUNTING

Go outside and count how many butterflies you can find. Butterflies are best found during warmer months on low lying flowering bushes and plants. Your local park may have a butterfly garden that will make it easier to find them.

**ADDITIONAL RESOURCES:
OTHER BOOKS BY
MERCER MAYER**

Just a Snowman, Just My Friend and Me, I Just Forgot.

