


First PEAS to the Table



RIF EXTENSION ACTIVITIES FOR EDUCATORS

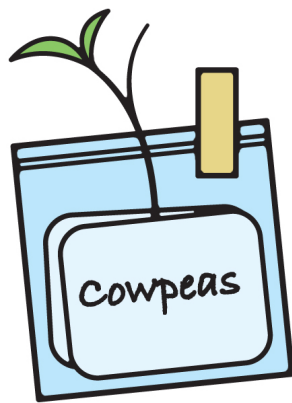
STEAM-THEMED: SCIENCE, TECHNOLOGY, ENGINEERING, ART, MATH

SCIENCE, WRITING

GROWING RIGHT BEFORE YOUR EYES

Materials: pea seeds (any variety), baggies, paper towels, permanent marker, water, tape, window near sunlight, journal or notebook paper

Watch peas sprout from seeds and begin their life cycle. Write date and type of pea on baggie. Fold and wet paper towel. Wring out dripping water. Put paper towel in baggie and add seeds. Tape baggie to the window. Track progress of seed growth over time by recording daily observations in a journal. Talk about the parts of a pea seed and its life cycle as the children watch it grow.



MATH, SCIENCE

POD CASTING

Materials: pea pods, plastic baggies, magnifying glasses, notebook paper, calculators, rulers, 1/2 cup measuring cups

Provide 10-12 pea pods to groups of 2-3 students. Ask students to hypothesize about the number of peas in a pod and how many peas will make a 1/2 cup. Note information on chart or board. With rulers, measure the length of pea pods and record. Open a pea pod. Using the magnifying glass to observe the peas, count the number of peas in each pod. Record the number and place the peas aside. Continue with each pod. Using the recorded data, students can find the average number of peas in their pea pod group and the average length of their pods. For further math investigations students can find the mode and median of their sample of pea pods.

SCIENCE, TECHNOLOGY, WRITING

PEAS APLENTY

Mrs. Garcia's class planted several varieties of peas. Research 3-5 varieties and record information: name, taste, color, growing time, size, etc. Create a PowerPoint presentation about interesting peas.

Illustrate your "Guide to Peas" using pictures found online.

For fun, create a slide of a variety of pea you create. Make up a name for it, its size, length, and growing time.

ART, WRITING

COMIC STRIP "PEAS"

Materials (per student): paper or comic strip boxes, crayons, colored pencils

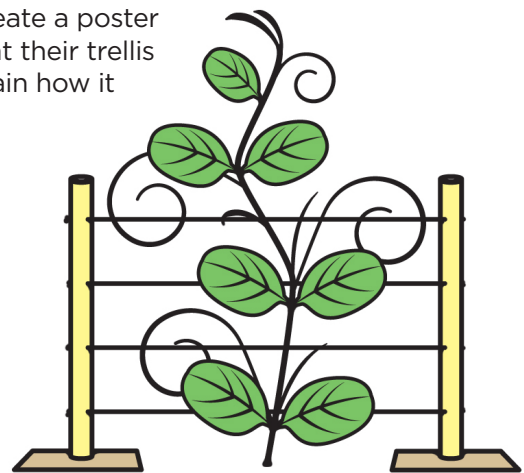
Comic strip stories show simple, creative stories with dialogue. Allow students to create a comic strip about the adventures of three peas living in a pod. Students share in small groups or whole class.

ENGINEERING

DESIGN A TRELLIS

Materials: string, drinking straws, craft sticks, yarn, masking tape, feathers, bells, ribbon, etc.

Explain that gardeners use trellises to support plants as they grow and to keep away pests. In groups of 2-3, allow students to design a trellis for their garden. Students can use a variety of materials found in the classroom. Have each group create a poster to present their trellis and explain how it would be helpful.



PROUDLY SPONSORED BY ★macy's
©2013 Reading Is Fundamental, Inc.

Reading Is
Fundamental