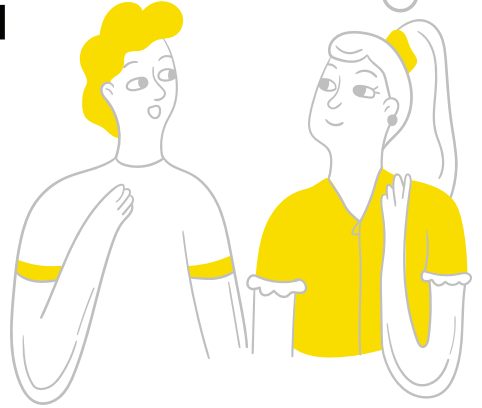
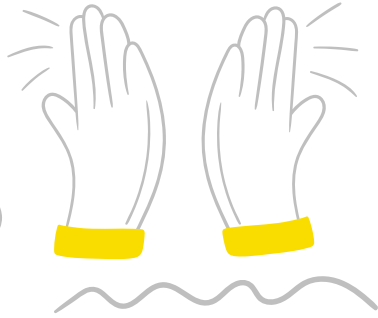


DOLLAR GENERAL  
**LITERACY  
FOUNDATION**



# FRIENDSHIP



Powered by  
**Reading**  
Is Fundamental  
until every child reads

# Friendship

Friendships are among our most important relationships and stories about making and keeping friends can help children navigate the natural ups and downs. Reading about friendships can also help children recognize and celebrate the importance of building good ones.

This activity packet includes a selection of resources for educators, parents/caregivers, and students.

**Booklist:** A recommended list of books about friendship.

**Puzzles and Activities for Students:** Resources about friendship designed for independent student use.

**Take-Home Activity:** An activity about friendship designed to help students continue learning at home.

**Classroom Activity:** An activity about friendship designed for the classroom.

We suggest you print and copy the *Take-Home Activity* and *Puzzles and Activities for Students* pages and send them home to extend the learning.

For more reading resources, visit [www.RIF.org/Literacy-Central](http://www.RIF.org/Literacy-Central).

## TABLE OF CONTENTS


Book List .....	3
Coloring Page .....	4
Crossword Puzzles .....	5-6
Memory Match .....	7-8
Word Searches.....	9-10
Take-Home Activity .....	11
Classroom Activity .....	12
All Answer Keys .....	13-15

# Friendship Book List


## Recommended Books




**The Adventures of Beekle:  
The Unimaginary Friend**  
Author and Illustrator:  
Dan Santat  
PK-2




**Best Frints in the Whole  
Universe**  
Author and Illustrator:  
Antoinette Portis  
PK-2




**Bob and Otto**  
Author: Robert O. Bruel  
Illustrator: Nick Bruel  
PK-3




**Frog and Toad Are Friends**  
Author and Illustrator:  
Arnold Lobel  
PK-3




**George and Martha**  
Author and Illustrator:  
James Marshall  
PK-3



**Hedgehugs**  
Author: Steve Wilson  
Illustrator: Lucy Tapper  
PK-3




**What James Said**  
Author: Liz Rosenberg  
Illustrator: Matt Myers  
PK-3




**Amos and Boris**  
Author and Illustrator:  
William Steig  
K-3



**The Miniature World of  
Marvin & James**  
Author: Elise Broach  
Illustrator: Kelly Murphy  
1-4




**Ivy & Bean**  
Author: Annie Barrows  
Illustrator: Sophie Blackall  
1-5



# Crossword Puzzle (easier)

Name: \_\_\_\_\_ Date: \_\_\_\_\_

Answer clues based on the content and vocabulary words for the topic of Friendship. Look for hints in the Word Bank.



## Across

4. A \_\_\_ is often a first friend.
5. What will you do today for \_\_\_?
8. Do you have a best \_\_\_?

## Down

1. Another word for friend.
2. Are you good at \_\_\_ a toy or book?
3. \_\_\_ are often good friends.
6. \_\_\_ is at the heart of friendship.
7. Are you a \_\_\_ friend to others?

## Word Bank

FRIEND  
CLASSMATE

PAL  
GOOD

SHARING  
FUN

LOVE  
NEIGHBORS

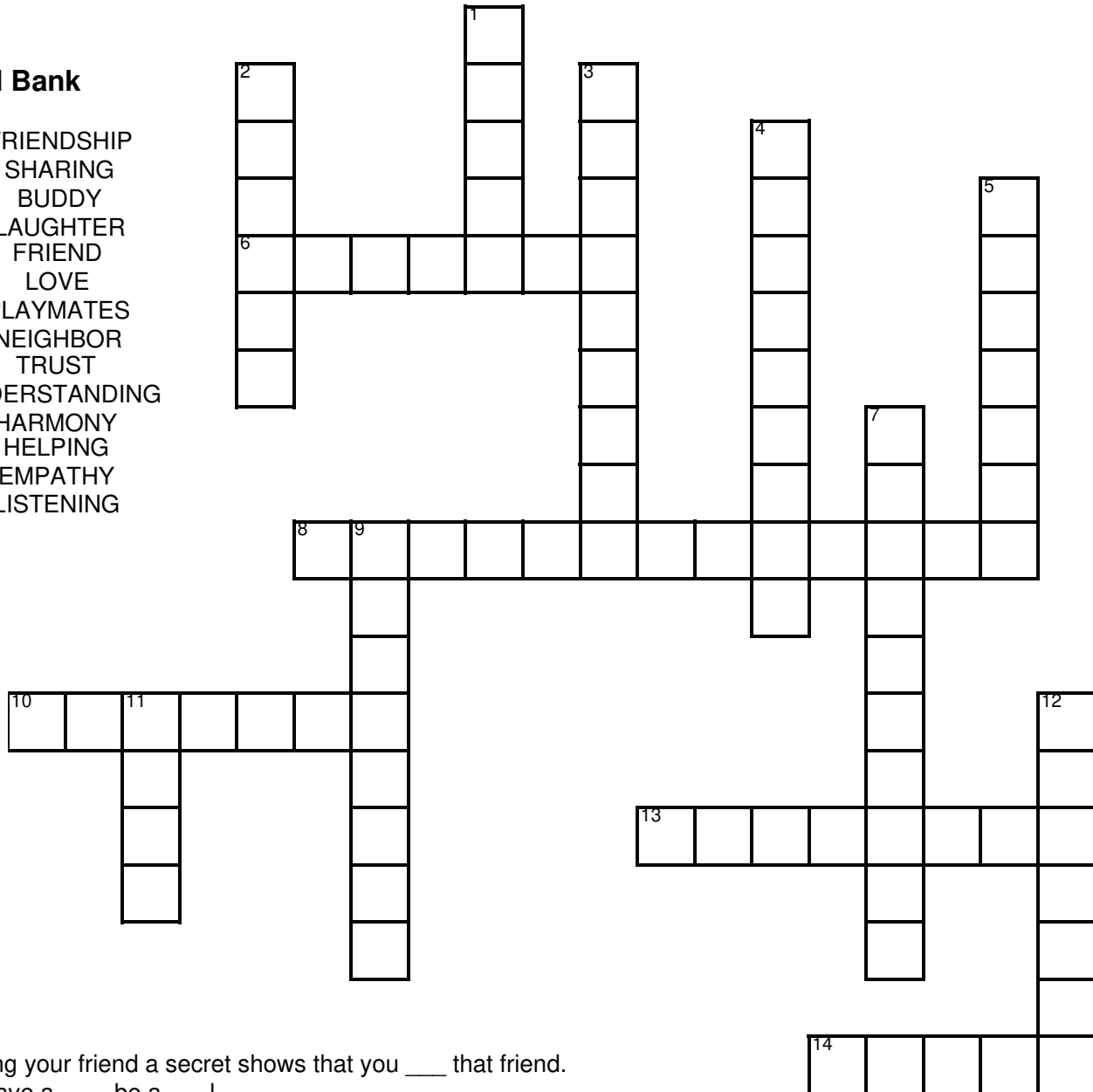
# Crossword Puzzle (harder)

Name: \_\_\_\_\_ Date: \_\_\_\_\_

Answer clues based on the content and vocabulary words for the topic of Friendship. Look for hints in the Word Bank.

## Word Bank

FRIENDSHIP  
SHARING  
BUDDY  
LAUGHTER  
FRIEND  
LOVE  
PLAYMATES  
NEIGHBOR  
TRUST  
UNDERSTANDING  
HARMONY  
HELPING  
EMPATHY  
LISTENING



## Down

1. Telling your friend a secret shows that you \_\_\_\_ that friend.
2. To have a \_\_\_\_, be a \_\_\_\_!
3. Our first friends are often our childhood \_\_\_\_.
4. Friendship is often about \_\_\_\_ to others.
5. \_\_\_\_ secrets, stories, or games is a sign of friendship.
7. \_\_\_\_ makes for a happier life!
9. Someone who lives near you.
11. The basis of friendship is \_\_\_\_.
12. When we get along, there is \_\_\_\_.

## Across

6. If you understand your friend's pain, you have \_\_\_\_.
8. Show \_\_\_\_ by listening to your friend.
10. \_\_\_\_ others is a sign of friendship.
13. \_\_\_\_ can make others happy and join in laughing, too!
14. Another word for a friend.



# Memory Match



Cut along the lines to create vocabulary cards. Then, mix them up and turn them over. Flip two cards at a time, using your memory to try to find word pairs. Use each page separately for an easier version, or put all the cards together for a bigger challenge

**friendship**

**friendship**

**trust**

**trust**

**helping**

**helping**

**sharing**

**sharing**

**love**

**love**

**understanding**

**understanding**



# Memory Match



Cut along the lines to create vocabulary cards. Then, mix them up and turn them over. Flip two cards at a time, using your memory to try to find word pairs. Use each page separately for an easier version, or put all the cards together for a bigger challenge

**empathy**

**empathy**

**classmate**

**classmate**

**play**

**play**

**support**

**support**

**listening**

**listening**

**laughter**

**laughter**





# Word Search (easier)

Name: \_\_\_\_\_ Date: \_\_\_\_\_

Find the words in the list below

S U P P O R T L A F  
H E L P I N G A V R  
A F C A R G B E T I  
R S Y L G B L O V E  
I W H M E I G F U N  
N E I G H B O R H D  
G I V I N G I A S S  
H C C B G W J C D H  
T B V E O C P B E I  
V H N K S R E A E P

## Word Bank

FRIENDSHIP

FRIEND

PAL

HELPING

SHARING

LOVE

SUPPORT

FUN

GIVING

NEIGHBOR



# Word Search (harder)

Name: \_\_\_\_\_ Date: \_\_\_\_\_

Find the words in the list below

C L A S S M A T E I P U W  
Y I P B H R N A U K T N V  
I S M F A V L R R A G D O  
P T H A R M O N Y L F E U  
S E A Y I I V T U B E R P  
B N G R N H E U U K M S M  
B I E E G I O N B R P T J  
D N L I V B U D D Y A A I  
G G T P G J T R U S T N U  
K L A U G H T E R B H D S  
T N B J F V B E B W Y I A  
E R I P S E F O K D E N P  
I R P Y W A A W R L E G L

## Word Bank

FRIENDSHIP

TRUST

SHARING

LOVE

UNDERSTANDING

EMPATHY

CLASSMATE

BUDDY

HARMONY

LISTENING

LAUGHTER

NEIGHBOR



# Take-Home Activity


## Qualities of a Good Friend

Your child has been learning about friendship at school and this activity is designed to extend the learning at home.

This activity will help your child identify the qualities of a good friend.

### STEPS:

1. Write the word "FRIEND" in the middle of a sheet of paper.
2. Talk about the friendships in the books your child has been reading in school and about the friendships in your child's life to warm up for brainstorming the qualities of a good friend.
3. Brainstorm the qualities of a good friend with your child. Write the qualities you come up with in bubbles around the page. If your child needs help getting started, suggest some starting ideas such as trustworthy, kind, shares toys, etc.
4. Ask your child why it's important for a friend to have each of these qualities.
5. Talk about times a friend has demonstrated these qualities and/or talk about times your child has demonstrated these qualities to a friend.



# Classroom Activity

## How to Make a Friend

For the following activity, students should have read and discussed several books with a focus on friendship. This activity can be done independently, in pairs, or in small groups. See Step 4 for adapted instructions for students who aren't writing yet.

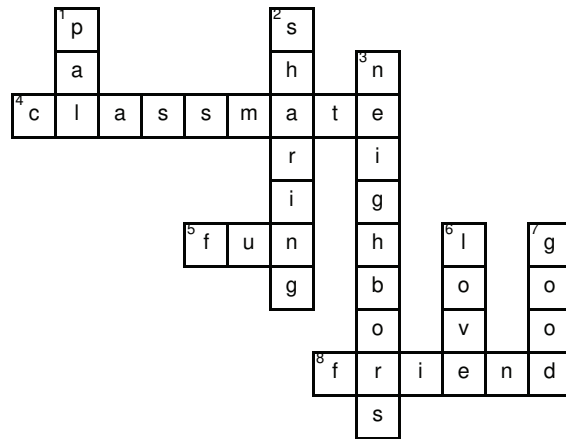
### STEPS

1. Read a few books about friendship with your students. Note: You may select books from our Friendship Booklist or select your own favorites. Include one or two books that feature “how to” information, such as a book about cooking or growing a plant.
2. Lead a discussion that focuses on how and why the characters in the books became friends.
3. Tell students they will be explaining, in writing, how to make a friend. Provide either a sample how-to list (e.g., how to make a mud pie) or clear directions about making a list of steps.
4. Ask students to create directions for making a friend. Ask students to include a minimum of three steps and allow for as many steps as they like.  
  
\*For students who aren't writing yet, talk about how you can tell people are friends and ask them to draw a picture that shows two people being friends (e.g., playing or shaking hands).
5. Invite students to share their directions (or drawings) with the class and encourage positive, polite feedback about whether they are likely to work and why. Prepare for wildly different ideas and take advantage of the opportunity to have some laughs and think seriously about the steps to friendship.




# **ANSWER KEYS**

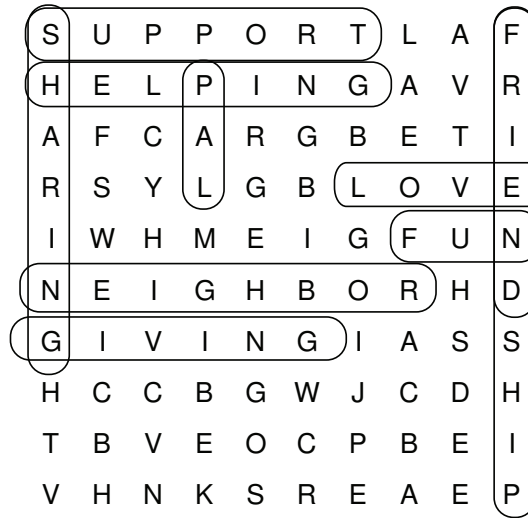
# Key: Crossword Puzzle (easier)



# Key: Crossword Puzzle (harder)



# Key: Word Search (easier)



# Key: Word Search (harder)

