

ANIMALS

ANIMALS

Whether fiction or non-fiction, most books featuring animals fascinate young readers. We share the world with so many amazing creatures and there's something for everyone on a bookshelf filled with books about animals. Here's hoping the readers in your life enjoy our focus this month.

This activity packet includes a selection of resources for educators, parents/caregivers, and students.

Booklist: A recommended list of books about animals.

Puzzles and Activities for Students: Resources about animals designed for independent student use.

Take-Home Activity: An activity about animals designed to help students continue learning at home.

Classroom Activity: An activity about animals designed for the classroom.

We suggest you print and copy the *Take-Home Activity* and *Puzzles and Activities for Students* pages and send them home to extend the learning.

For more reading resources, visit www.RIF.org/Literacy-Central.

TABLE OF CONTENTS

Book List	3
Memory Match	4-5
Crossword Puzzle	6-7
Rhyme Time	8
Word Searches	9-10
Take-home Activity	11
Classroom Activity	12
All Answer Keys	13-15

Animals Book List

Recommended Books




Frog on a Log
Author: Kes Gray
Illustrator: Jim Field
PK-1




Wonderful Worms
Author: Linda Glaser
Illustrator: Loretta Krupinski
PK-1



Bark, George
Author and Illustrator:
Jules Feiffer
PK-3




Elmer
Author and Illustrator:
David McKee
PK-3



What Do You Do With a Tail Like This
Authors and Illustrators:
Steve Jenkins and Robin Page
PK-3



What If You Had Animal Feet?
Author: Sandra Markle
Illustrator: Howard McWilliam
PK-3




Not Norman
Author: Kelly Bennett
Illustrator: Noah Z. Jones
K-2



We're Roaming in the Rainforest
Author: Laurie Krebs
Illustrator: Anne Wilson
K-3



Surprising Sharks
Author: Nicola Davies
Illustrator: James Croft
2-4



Charlotte's Web
Author: E.B. White
Illustrator: Garth Williams
3-7

Memory Match



Cut along the lines to create vocabulary cards. Then, mix them up and turn them over. Flip two cards at a time, using your memory to try to find word pairs. Use each page separately for an easier version, or put all the cards together for a bigger challenge.

mammals

mammals

pets

pets

creature

creature

critter

critter

wildlife

wildlife

insects

insects



Memory Match



Cut along the lines to create vocabulary cards. Then, mix them up and turn them over. Flip two cards at a time, using your memory to try to find word pairs. Use each page separately for an easier version, or put all the cards together for a bigger challenge.

vertebrates	vertebrates
zoology	zoology
birds	birds
reptiles	reptiles
fish	fish
organisms	organisms




Crossword Puzzle (easier)

Name: _____ Date: _____

Answer clues based on the content and vocabulary words for the topic of Animals.
Look for hints in the Word Bank.

Down

1. A slang word for an animal or pet.
2. Mammals, birds, fish, and reptiles are examples of ____.
4. The part of an animal's head containing the nose & jaw.
5. ____ have fins, gills, and scales.



Across

3. Seals & whales have flat limbs called ____.
6. The bills of birds.
7. The entire feet of a donkey or horse.
8. Cats, dogs, hamsters, fish, and birds are examples of ____.


Word Bank

ANIMALS	CRITTER
FLIPPERS	BEAKS
PETS	FISH
HOOVES	SNOUT

Crossword Puzzle (harder)

Name: _____ Date: _____

Answer clues based on the content and vocabulary words for the topic of Animals.
Look for hints in the Word Bank.



Across

2. ___ have gills, fins, and scales.
6. ___ can be dogs, cats, birds, fish, hamsters, and more!
7. ___ are scaly, cold-blooded animals who lay eggs.
9. Animals having a backbone are ___.
11. Most ___ give live birth to their young.
12. The science of biology dealing with animals is ___.

Word Bank

- ANIMALS
- MAMMALS
- INSECTS
- VERTEBRATES
- PETS
- FISH
- INVERTEBRATES
- BEASTS
- REPTILES
- ZOOLOGY
- CRITTER
- HUMANS

Down

1. Animals not having a backbone are ___.
3. ___ usually have three sets of legs and two sets of wings.
4. Large four-footed mammals.
5. A slang word for an animal or pet.
8. ___ are mammals.
10. ___ are a very important part of the world's ecosystems!

Rhyme Time

Name: _____ Date: _____

Instructions: Each of these words is related to the theme. For each word, think of two words that rhyme. Write your rhyming words on the lines, like we did in the example.

Example

creature _____ feature _____ teacher _____

pet _____

bird _____

tail _____

insect _____

zoology _____



Word Search (easier)

Name: _____ Date: _____

Find the words in the list below.

R W L L T S B R L
W E W L L N I E F
C L A W S O R P U
R F E E T U D T F
I N S E C T S I I
T U A N I M A L S
T A I L S K J E H
E F H U M A N S Y
R F L I P P E R S

Word Bank

ANIMALS

FISH

HUMANS

SNOUT

CRITTER

BIRDS

CLAWS

FLIPPERS

INSECTS

REPTILES

TAILS

FEET



Word Search (harder)

Name: _____ Date: _____

Find the words in the list below.

O C F R T M E K D U S A I
B R M N L A F W W K S A N
I E S I K M I I T F W S V
R A A N I M A L S D P R E
D T R S Y A I D S H U Y R
S U B E T L K L K U D H T
E R V C P S E I T M W S E
N E A T E T S F N A M J B
U S A S F Y I E M N E U R
M P Y U V U T L O S D I A
B M E F L I P P E R S U T
E Z O O L O G Y F S L B E
L N E K I D K N C L A W S

Word Bank

ANIMALS	MAMMALS	BEASTS
CREATURES	WILDLIFE	INSECTS
FISH	BIRDS	REPTILES
HUMANS	VERTEBRATES	INVERTEBRATES

Take-Home Activity

Animal Neighbors

Your child has been learning about animals at school and this activity is designed to extend the learning at home.

You don't have to visit a zoo or aquarium to see lots of animals. Complete this activity with your child to recognize how many animals are sharing your very own neighborhood.

STEPS:

1. With your child, make a list of all the animals they predict they will see during a walk through the neighborhood.
2. Bring the list with you on a neighborhood walk and search for all the animals on the list. Keep track as you go.
3. After your walk, count up all the animals you found for a final tally.
4. Continue to notice new animals, add to your tally, and appreciate how many of them are sharing your neighborhood.

Classroom Activity

AniMashup


This activity is designed to be done independently or in pairs.

STEPS


1. Read a few books about vertebrates with your students. Take notes for your students on the board about the five classes of vertebrates (i.e., mammals, amphibians, reptiles, birds, fish) and the various parts they have (e.g., fur, webbed feet, scales, beaks, gills).
2. Tell students they will be designing an “AniMashup” – a new animal created by a unique assembly of various animal parts. Tell students they can play with size, color, texture, etc.
3. Have students plan and draw their AniMashup. During the planning stage, offer time for thinking, sketching, and discussion.
4. When their drawings are complete, ask them to name their AniMashup and write two or three adjectives that describe it (e.g., nice, fierce, funny, poisonous).
5. Post the drawings around the room for everyone to enjoy.
6. Extend the activity by having students compare two or more of the AniMashups, noting what similarities and differences they have.

ANSWER KEYS

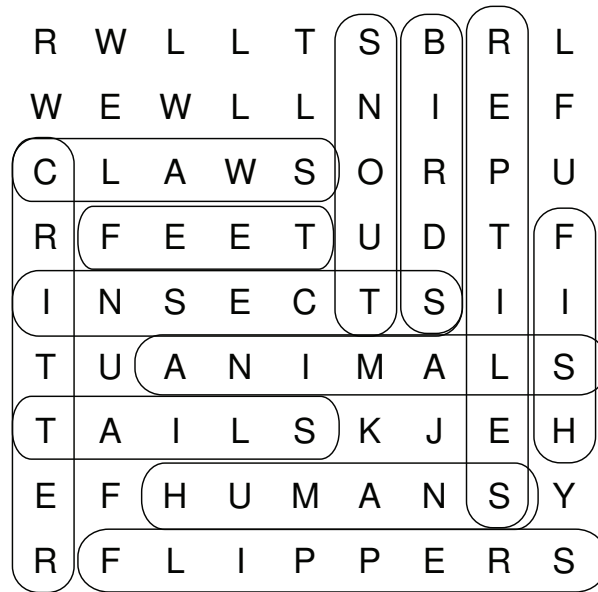
Key: Crossword Puzzle (easier)



Key: Crossword Puzzle (harder)



Key: Word Search (easier)



Key: Word Search (harder)

