

# HOBBIES

# Hobbies

Some students explore many interests throughout their childhood and narrow their focus as they discover hobbies they really love. Other students know early on what activities spark their interest and have solid hobbies from a very young age. Encourage both paths by learning about many hobbies and the people or characters who love them.

This activity packet includes a selection of resources for educators, parents/caregivers, and students.

**Booklist:** A recommended list of books about hobbies.

**Puzzles and Activities for Students:** Resources about hobbies designed for independent student use.

**Take-Home Activity:** An activity about hobbies designed to help students continue learning at home.

**Classroom Activity:** An activity about hobbies designed for the classroom.

We suggest you print and copy the *Take-Home Activity* and *Puzzles and Activities for Students* pages and send them home to extend the learning.


For more reading resources, visit [www.RIF.org/Literacy-Central](http://www.RIF.org/Literacy-Central).

## TABLE OF CONTENTS

Book List .....	3
Word Searches .....	4-5
Rhyme Time .....	6
Crossword Puzzles .....	7-8
Memory Match .....	9-10
Take-Home Activity .....	11
Classroom Activity .....	12
All Answer Keys .....	13-15

# Hobby Book List


## Recommended Books



**Lola Plants a Garden**  
 Author: Anna McQuinn  
 Illustrator: Rosalind Beardshaw  
 PK-K




**What Will We Build Today**  
 Author: Katherine Durgin-Bruce  
 Illustrator: Mike Byrne  
 PK-K




**What If...**  
 Author: Samantha Berger  
 Illustrator: Mike Curato  
 PK-2




**The Chicken - Chasing Queen of Lamar County**  
 Author: Janice N. Harrington  
 Illustrator: Shelley Jackson  
 PK-3



**The Hula-Hoopin' Queen**  
 Author: Thelma Lynne Godin  
 Illustrator: Vanessa Brantley-Newton  
 PK-3



**Charlie Parker Played Be Bop**  
 Author and Illustrator:  
 Chris Raschka  
 PK-5




**Sky Color**  
 Author and Illustrator:  
 Peter H. Reynolds  
 K-4



**Whoosh! Lonnie Johnson's Super Soaking Stream of Inventions**  
 Author: Chris Barton  
 Illustrator: Don Tate  
 2-5



**Diary of a Minecraft Zombie**  
 Author: Zack Zombie  
 3-5



**Kunu's Basket**  
 Author: Lee DeCora Francis  
 Illustrator: Susan Drucker  
 3-7

# Word Search (easier)

Name: \_\_\_\_\_ Date: \_\_\_\_\_

Find the words in the list below.

R S G E J W I L Y E  
E M D U L I T E H H  
A C T I V I T I E S  
D O S P O R T S L E  
I I M F D J B U J W  
N N V L K E W R A I  
G S H O B B I E S N  
N E P A I N T I N G  
S M U S I C F U N J  
E E K S D Y J A L N

## Word Bank

HOBBIES

FUN

LEISURE

ACTIVITIES

SEWING

PAINTING

READING

COINS

SPORTS

MUSIC

# Word Search (harder)

Name: \_\_\_\_\_ Date: \_\_\_\_\_

Find the words in the list below.

W F C O D I N G B H L Y B  
J D B W R S J B M O M P A  
W M S T A M P S E B P J S  
O E P P W P P H I B A A E  
O V O L I C N B S I I C B  
D W R E N J O Y M E N T A  
W M T A G C O I N S T I L  
O U S S E W I N G G I V L  
R G R U N L R A L A N I C  
K F R R R E A D I N G T A  
I R L E I S U R E W J I R  
N N G I R C A B T Y Y E D  
G I N S T R U M E N T S S

## Word Bank

HOBBIES	ENJOYMENT	PLEASURE
LEISURE	ACTIVITIES	SEWING
DRAWING	PAINTING	READING
CODING	STAMPS	COINS
BASEBALL CARDS	WOODWORKING	SPORTS



# Rhyme Time

---

Instructions: Each of these words is related to the theme. For each word, think of two words that rhyme. Write your rhyming words on the lines, like we did in the example.

**Example**

arts \_\_\_\_\_ parts \_\_\_\_\_ hearts \_\_\_\_\_

sew \_\_\_\_\_

read \_\_\_\_\_

paint \_\_\_\_\_

sport \_\_\_\_\_


craft \_\_\_\_\_



# Crossword Puzzle (easier)

Name: \_\_\_\_\_ Date: \_\_\_\_\_

Answer clues based on the content and vocabulary words for the topic of Hobbies.  
Look for hints in the Word Bank.



## Across

2. Do you play on a sports \_\_\_?
4. \_\_\_ are fun activities that you choose!
5. What do you like to do for \_\_\_?
6. \_\_\_ a good book can be a great hobby!

## Down

1. \_\_\_ time is free time to do whatever you like!
3. \_\_\_ hobbies can be singing or playing an instrument.

## Word Bank

HOBBIES  
TEAM

FUN  
MUSIC

LEISURE

READING

# Crossword Puzzle (harder)

Name: \_\_\_\_\_ Date: \_\_\_\_\_

Answer clues based on the content and vocabulary words for the topic of Hobbies.  
Look for hints in the Word Bank.

## Down

1. \_\_\_ time is time for relaxing and not working.
2. Soccer, basketball, tennis, and more \_\_\_ are played by children & adults.
4. Playing musical \_\_\_ is a skill and a hobby!
7. \_\_\_ is part of programming a computer or video game.
10. Golf is an individual sport, while football is a \_\_\_ sport.

## Word Bank

- HOBBIES
- STAMPS
- TEAM
- LEISURE
- COINS
- INSTRUMENTS
- READING
- BASEBALL CARDS
- CODING
- SPORTS

## Across

3. \_\_\_ is a quiet, personal hobby.
5. \_\_\_ that are collected are usually old, valuable pennies, nickels, quarters, or half dollars.
6. \_\_\_ are collected by fans of older & younger players & teams.
8. \_\_\_ are activities for fun & enjoyment.
9. \_\_\_ can be collected from old envelopes or the post office.



# Memory Match



Cut along the lines to create vocabulary cards. Then, mix them up and turn them over. Flip two cards at a time, using your memory to try to find word pairs. Use each page separately for an easier version, or put all the cards together for a bigger challenge.

**hobbies**

**hobbies**

**enjoyment**

**enjoyment**

**pleasure**

**pleasure**

**leisure**

**leisure**

**crafts**

**crafts**

**arts**

**arts**



# Memory Match



Cut along the lines to create vocabulary cards. Then, mix them up and turn them over. Flip two cards at a time, using your memory to try to find word pairs. Use each page separately for an easier version, or put all the cards together for a bigger challenge.

<b>crafts</b>	<b>crafts</b>
<b>drawing</b>	<b>drawing</b>
<b>reading</b>	<b>reading</b>
<b>coding</b>	<b>coding</b>
<b>sports</b>	<b>sports</b>
<b>music</b>	<b>music</b>



# Take-Home Activity

---

## Hobby Interview

Your child has been learning about hobbies at school and this activity is designed to extend the learning at home.

Sometimes, the best way to find a new hobby is to talk to someone else who is very excited about their own hobby. Help your child learn about a new hobby by interviewing a family member or friend about their hobby.

### STEPS:

1. Consider the hobbies of family and friends and decide on one that might interest your child.
2. Set up a time for your child to interview the person with the hobby you've picked. The interview could take place in person, by phone, on a video call, or even by email.
3. Help your child develop a list of questions about hobbies. Here are some examples.
  - a. What is your hobby?
  - b. How did you get interested in it?
  - c. How did you learn about your hobby and/or practice it?
  - d. What is your favorite thing about your hobby?
  - e. Does your hobby lead to an item (like woodworking, baking, or gardening)? If it does, can you show me something you made?
  - f. Do you think I would like this hobby? Why/why not?
4. After the interview, help your child write a thank you note and talk to your child about whether they might like to try the hobby themselves.

# Classroom Activity

---

## Hobby Stations

This activity requires several stations for students to rotate through in small groups.

### STEPS

1. Read a few books about hobbies with your students. Note: You may select books from our Hobbie Booklist or select your own favorites. Share some of your own hobbies with the students: describe them, show pictures, and/or bring in items that reflect the hobby.
2. Select several (4 to 5, or whatever works for your class) hobbies that will be the features at hobby stations in your class. Ideas for station-based hobbies include reading, drawing/painting, card games, music (listening or making), and puzzles.
3. Create the stations, assign groups for students to travel in, and set them up in a rotation.
4. Explain to students that they will have 5 minutes at each station to experiment with the hobby and let them begin.
5. At the end of the rotation, allow students to identify which hobby activity was their favorite and let them return to it for an extra 5 minutes.

# **ANSWER KEYS**

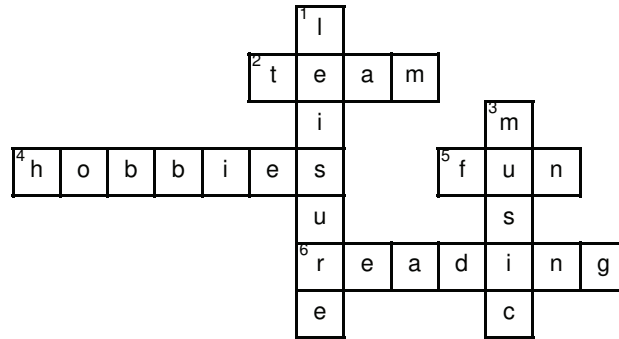
## Key: Word Search (easier)

R S G E J W I L Y E  
E M D U L I T E H H  
A C T I V I T I E S  
D O S P O R T S L E  
I I M F D J B U J W  
N N V L K E W R A I  
G S H O B B I E S N  
N E P A I N T I N G  
S M U S I C F U N J  
E E K S D Y J A L N

## Key: Word Search (harder)

W F C O D I N G B H L Y B  
J D B W R S J B M O M P A  
W M S T A M P S E B P J S  
O E P P W P P H I B A A E  
O V O L I C N B S I I C B  
D W R E N J O Y M E N T A  
W M T A G C O I N S T I L  
O U S S E W I N G G I V L  
R G R U N L R A L A N I C  
K F R R R E A D I N G T A  
I R L E I S U R E W J I R  
N N G I R C A B T Y Y E D  
G I N S T R U M E N T S S

# Key: Crossword Puzzle (easier)



# Key: Crossword Puzzle (harder)

