


Coding Activity

Learning to code is learning how to write a series of instructions that a computer will follow. As an example of writing a series of instructions, suppose you wanted to write a set of command to guide someone through a maze, like the one shown here.



Background

Suppose that you can only use these four commands:

1. Move forward ___ steps
2. Turn right
3. Turn left
4. End


Also, the “Turn right” and “Turn left” commands are relative to the person in the maze. Here is the sequence of commands that can be used to guide someone from Start to Finish in this maze. Follow the command sequence and you’ll see how it can guide someone through the maze.

Command Sequence


- | | |
|--|---|
| <ol style="list-style-type: none"> 1. Move Forward 4 steps 2. Turn Right 3. Move Forward 2 steps 4. Turn Right 5. Move Forward 2 steps 6. Turn Left 7. Move Forward 4 steps | <ol style="list-style-type: none"> 8. Turn Left 9. Move Forward 4 steps 10. Turn Right 11. Move Forward 2 steps 12. Turn Left 13. Move Forward 6 steps 14. End |
|--|---|

Your Turn

Pick one of the two mazes and work as a group to write the command sequence from Start to Finish.



Command Sequence



Command Sequence