

Butterfly Counting


A RIF GUIDE FOR PARENTS AND FAMILIES

Themes: Counting, Insects, Geography, Languages

Book Brief: This informative counting book is all about butterflies! Look inside to find out where butterflies live, interesting butterfly facts, and the word for butterfly in 26 different languages.

Author: Jerry Pallotta

Illustrator: Shennen Bersani



TIME TO READ!

Before reading, build background: Think about everything you already know about butterflies. How many facts can you list? What do the butterflies

in your area look like? When do you normally see butterflies?

While reading, make observations: How are moths and butterflies alike? Would it be easy to get them

confused? Which butterfly species do you like the most? Why?

After reading, ask questions:

- ◆ What interesting facts did you learn about butterflies?
- ◆ What would it be like to taste with your feet and smell with your antennae?
- ◆ Imagine yourself as a butterfly—where would you want to live?

RELATED ACTIVITIES


EDIBLE LIFE CYCLE

Ingredients: mini marshmallows, gummy worms, Combo pretzels, butterfly shaped cracker

Eat your way through the life cycle of a butterfly! Begin with the marshmallow, which represents the egg. Next, the gummy becomes the caterpillar. Then comes the chrysalis, the Combo pretzel. End with the butterfly shaped cracker to complete the cycle.

CHRYSALIS CONTEST


Get at least 3 friends and 2 rolls of toilet paper and have a chrysalis contest. Choose 2 people to be the caterpillars and 2 to be the chrysalis creators. Using toilet paper, the chrysalis creators should wrap up the caterpillars.



When finished, let your caterpillars break free! Who can get free the fastest? Time each other. Talk about the challenges of creating the chrysalis and what it was like to be the caterpillar inside.

BUTTERFLY BUFFET

Materials: large plastic lid, hole punch, string, old fruit
Punch at least 3 holes, equally distanced, around the edge of the plastic lid. Tie 3 separate pieces of string, 1 through each hole, and bring together and tie in a knot. This should allow the lid to hang from a tree branch. Cut up old pieces of fruit like bananas, strawberries, or watermelon and place on the lid. Hang your butterfly buffet outside where you can see it from a window. Watch to see if any butterflies stop by for a tasty treat!



ADDITIONAL RESOURCES

OTHER BOOKS BY THIS AUTHOR

What I Saw in the Teachers' Lounge (2015)
Ocean Counting (2005)
Underwater Counting (2001)



Reading Is Fundamental