

# HAPPY 40<sup>th</sup> BIRTHDAY BROWN BEAR!




Celebrate the books of  
**Bill Martin Jr and Eric Carle**  
with these fun activities



# About the Authors




**Bill Martin Jr** (1916–2004), an elementary-school principal, teacher, writer, and poet, held a doctoral degree in early childhood education. An author for almost sixty years, he wrote more than three hundred books for children. His many books, among them the best-selling classics *Brown Bear, Brown Bear, What Do You See?* and *Chicka Chicka Boom Boom*, are a testament to his ability to speak directly to children. For more information on Bill Martin Jr visit [www.billmartinjr.com](http://www.billmartinjr.com).



Paul Shoul

**Eric Carle**'s collage style art is distinctive and highly recognizable. He has illustrated more than seventy books for children—*Brown Bear, Brown Bear, What Do You See?*—being his first. Eric Carle's love for animals shines through in much of his work, especially those done in collaboration with his dear friend, Bill Martin Jr. Eric Carle has been awarded numerous honors throughout the years; most recently the 2003 Laura Ingalls Wilder Award from the Association for Library Service to Children. For more information on Eric Carle visit [www.eric-carle.com](http://www.eric-carle.com) and the Eric Carle Museum of Picture Book Art at [www.picturebookart.org](http://www.picturebookart.org).





# Classroom Activities



## Collage Art

The art in all the Bear books is unique and done in the traditional Eric Carle collage method. Have children replicate such art by painting white tissue paper with various bold colors and textures. Once dry, have them cut the paper into various images of choice to create a collage-style work of art.



## Create Your Own Book

Popular zoo animals are featured in *Polar Bear*, *Polar Bear*, *What Do You Hear?* Ask children to describe other animals found at a zoo (giraffe, gorilla, tiger).

Create your own version of the book. Children can work in pairs or individually.

Distribute any size piece of oaktag to each group and have them place their artwork in the center of the oaktag. Then cut out a rectangular piece of paper or oaktag to cover the art. Adhere it at the top creating a flap to cover the art. Draw black lines on the flap making each cover look like a cage in the zoo. The text should be written above and below the flap. For example: Gorilla, gorilla what do you hear? I hear a tiger roaring at me. Lift the flap and there is a caged tiger!


## Animal Masks

The last page of *Polar Bear*, *Polar Bear*, *What Do You Hear?* portrays children dancing with animal masks. Have children create their own animal masks using any medium of choice, such as paper plates, construction paper, etc. Have children select animals from any of the Bear books. When the masks are finished, the children can march in an animal parade acting out each animal's sound and/or action (a mule deer running, etc.).



## What Do You See?

After reading all the Bear books, reread the last line in *Panda Bear*, *Panda Bear*, *What Do You See?*: "Dreaming Child, Dreaming Child, what do you see?" Ask the children what they see in their dreams. Continue the book by having each child complete the sentence: I see \_\_\_\_\_.



## Adopt an Endangered Animal

*Panda Bear, Panda Bear, What Do You See?* addresses the issue of endangered species and highlights ten out of five thousand possible animals in jeopardy. Discuss the concept of an endangered animal: what it means to be endangered; what should be done; what we can do as a community; the importance of preserving all living things. Decide upon a course of action that would draw awareness to such an issue. One activity might be to adopt an endangered animal.



## The Five Senses

The Bear books highlight two out of the five senses—sight and sound. Use these books to launch a lesson on the five senses, in particular taste, touch, and smell. Challenge children to write (or recite) what the various animals would eat, feel, and smell. For example, *Baby Bear, Baby Bear, What Do You Eat?* would highlight what each of the native North American animals might consume. Have fun adding adjectives to describe the food!

## Sequencing

The animals in each Bear book appear in a particular sequence. Challenge children to remember the order of appearance of each animal. Have the children draw each animal character. Children may want to work in pairs, as there are ten animals per book. Once the art is completed, then begin by reading the first sentence of the book and have each animal pair stand when appropriate. See if they can remember the correct order for each cast of animal characters!

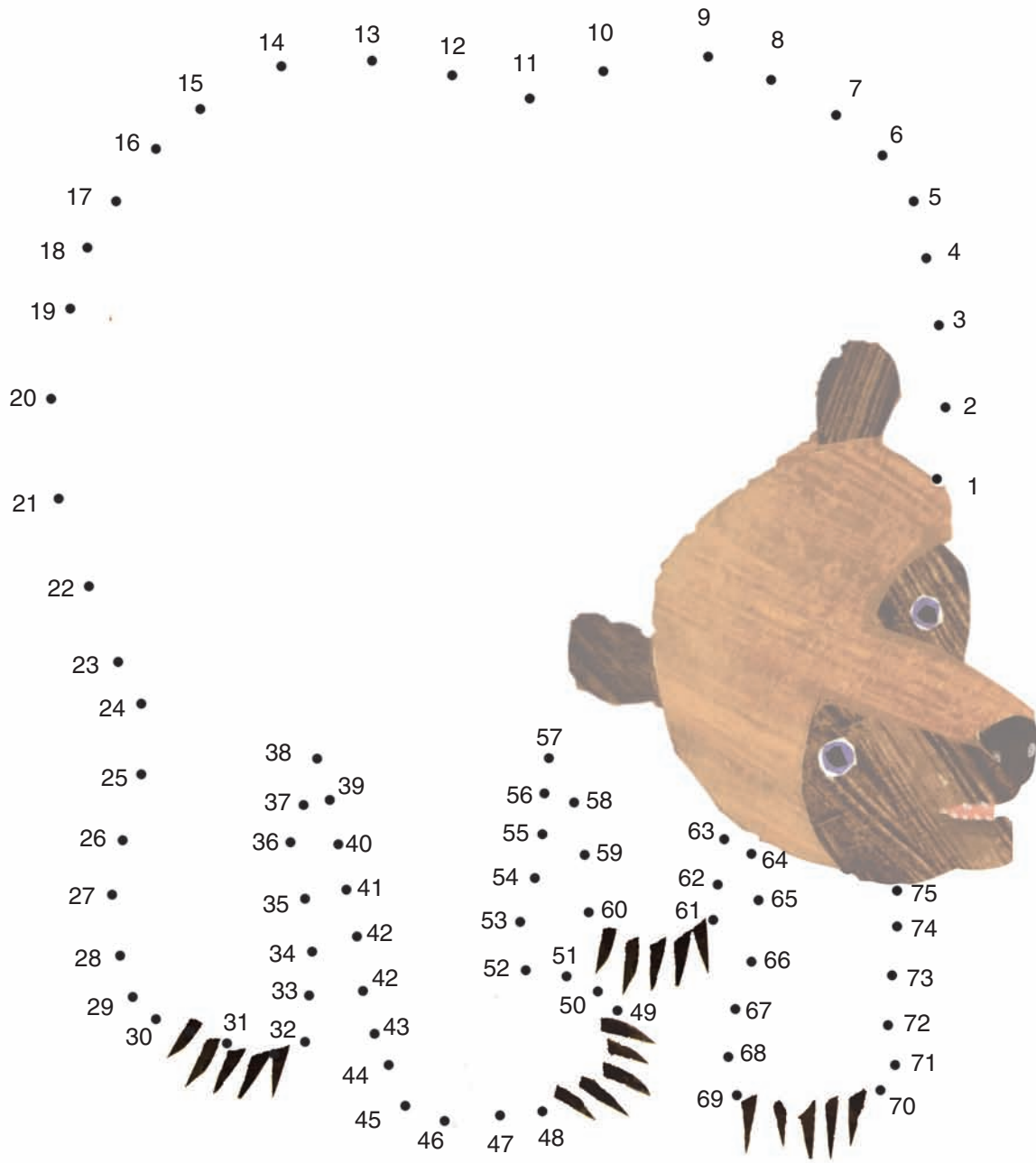


## Brown Bear's Birthday Party!

Celebrate Brown Bear's 40<sup>th</sup> anniversary by throwing a bear birthday party. Have children bring their favorite bear to the party or create papier-mâché replicas of any of the animals found in the Bear books. Read the Bear books, act them out to music, eat, play games, and enjoy the celebration!

# Happy 40th Birthday!

Connect the dots to see who is celebrating a birthday.





# MEET BABY BEAR'S FRIENDS

*Baby Bear, Baby Bear, What Do You See?* celebrates native North American animals.

Can you identify the animals by matching the pictures with the descriptions?

**a** red fox



**1** \_\_\_\_ I soar through the night sky and screech at the moon.

**2** \_\_\_\_ You might sniff me out long before you see me.

**f** flying squirrel



mountain goat

**3** \_\_\_\_ My fur is bright, but I'm actually quite shy.

**4** \_\_\_\_ I burrow and bark.



**g** blue heron

**c** prairie dog



**5** \_\_\_\_ Don't let the long beard fool you—I'm a sure-footed mountain climber.

**6** \_\_\_\_ I glide from tree to tree as my cousins scamper on the ground.



striped skunk

**h**



**d** mule deer

**7** \_\_\_\_ Look for me by the water, or up in the sky.

**8** \_\_\_\_ Don't look for me in the winter, when I take my long nap.



rattlesnake

**i**




**e** screech owl

**9** \_\_\_\_ I slither and shake.

**10** \_\_\_\_ I'm quick and nimble as I take my leaps.

**j** brown bear





# A Horse of a Different Color

*Brown Bear, Brown Bear, What Do You See?*

is filled with bright colors and familiar animals.

Can you match each color and name to the correct animal?

**green**

**red**

**yellow**

**black**

**brown**

**blue**

**purple**



**duck**

**cat**

**bird**

**frog**

**horse**


**bear**

**sheep**



# Is Baby Bear Hiding?

Help Mama Bear find her cub.





# Animal Dreams

In *Panda Bear, Panda Bear, What Do You See?* a dreaming child imagines a future where the animals are wild and free.

Draw the animal would you dream of in the space below.



Art © 2003 by Eric Carle  
Henry Holt Books for Young Readers