

Boy + Bot

A RIF GUIDE FOR PARENTS AND FAMILIES

Themes: Friendship, Robotics, Caregiving

Grade Level: K to 2nd grade


Book Brief: A slight misunderstanding between two friends shows the difference between the needs of a boy and the needs of a robot.

Author:

Ame Dyckman

Illustrator:

Dan Yaccarino



TIME TO READ!



Before reading, make predictions:

What do you think will happen with the boy and the bot?

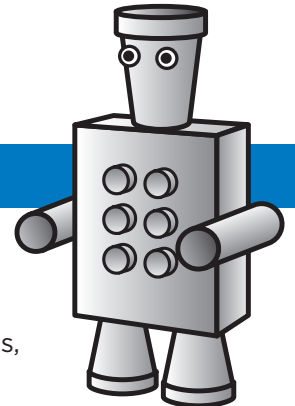
While reading, make inferences:

Use pictures and

information from the story to guess where the story takes place. What you can tell about each character?

After reading, ask questions:

- ◆ Why isn't the boy scared of the robot?
- ◆ Would you be scared if a robot came up to you?
- ◆ How can the boy and the bot be friends when they're so different?

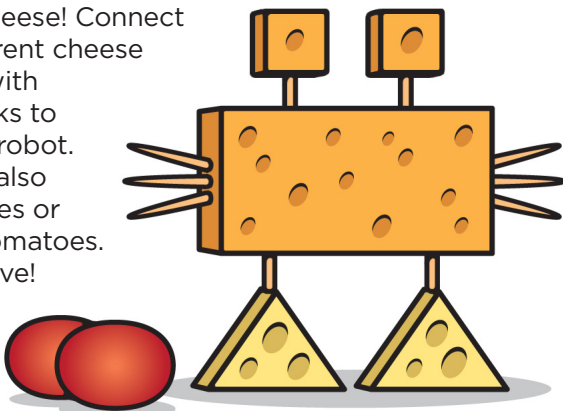


RELATED ACTIVITIES

CHEESEBOT 3000

Ingredients: cheese (cut into cubes, squares, rectangles, triangles), toothpicks

Make your own robot—out of cheese! Connect the different cheese shapes with toothpicks to create a robot. You can also use grapes or cherry tomatoes. Be creative!



RECYCLED ROBOT

Materials: recyclables (clean cans, juice can lids, bottle caps, buttons, egg cartons, etc.), glue gun, spray paint

Get an adult to help you glue the materials together to make a robot. Paint it silver; after it dries, draw or glue on eyes. Give your robot friend a name and write a story about the two of you. How did you meet? How did you become friends? What do you like to do together?

TECHNOLOGY LINK

Visit www.prezi.com/3q6gm2glchst/jeromes-dirty-floors for a story version of the creation of the robotic vacuum.

ADDITIONAL RESOURCES

OTHER BOOKS ABOUT ROBOTS

Robots, Clive Gifford (2008),
Cool Robots, Sean Kenney (2010),
The Robot Book, Heather Brown (2010).



PROUDLY SPONSORED BY ★MACY'S
©2012 Reading Is Fundamental, Inc.

Reading Is
Fundamental