


The Adventures of Bella & Harry: Let's Visit Rome!

Written by: Lisa Manzione

Illustrations by: Kristine Lucco



The Adventures of Bella & Harry is a children's book series chronicling the escapades of a pup named Bella, her little brother Harry and their family, who travel the world exploring the sights and sounds of new, exciting cities.

The "Bella & Harry" series is an informative, interactive and exciting way to introduce children to travel, different countries, customs, history and landmarks with the educational value of the books cleverly disguised amidst dozens of illustrated pages.

Traveling the world with these two cute and cuddly sibling Chihuahuas will allow the young reader to gain an appreciation of the world and its cultural diversity.

Please see below for a listing of other titles in the series. For the latest information about reading levels, Lexile scores, title, format and language availability, as well as newly added titles and activities, please visit our website: www.BellaAndHarry.com

Let's Visit Paris!	Let's Visit Istanbul!	Let's Visit Rio de Janeiro!
Let's Visit Venice!	Let's Visit Jerusalem!	Christmas in New York City!
Let's Visit London!	Let's Visit Dublin!	Let's Visit Florence!
Let's Visit Cairo!	Let's Visit Maui!	Let's Visit Malta!
Let's Visit Athens!	Let's Visit Saint Petersburg!	Let's Visit Machu Picchu!
Let's Visit Barcelona!	Let's Visit Vancouver!	Let's Visit Prague!
Let's Visit Edinburgh!	Let's Visit Berlin!	Let's Visit Easter Island!
Let's Visit Rome!	Let's Visit Beijing!	Let's Visit Havana!

Activities:

1. **Comprehension:** Use the attached sheet to answer questions about the story.
2. **Vocabulary:** Use the attached sheet to match Italian phrases with the correct definition.
3. **Drawing:** Have your students draw three things they might have seen in Rome.
4. **Crossword Puzzle:** Use the attached crossword puzzle and fill in the blanks.
5. **Compare and Contrast:** Have students use the attached Venn Diagram to compare and contrast Rome with a city in the United States. If you have read more than one adventure, you may want to compare and contrast those two cities as well.
6. **Writing Assignment:** Have your students use the attached sheet to express what they have learned.

Extensions:

- Choose a landmark in Rome (or Italy) and research more about it.
- Use books and the internet to research Rome, Italy or Europe.
- Have students think of other places they would like to learn more about.
- Create a newspaper article about Rome.
- Look up and research other cities that begin with the letter "R" or countries that begin with "I".
- Have a cultural day and try a variety of Italian food.
- Have students create a journal pretending they are visiting Rome and have them document what they see and do.
- Look up and research different breeds of dogs.

Please direct any questions to Info@BellaAndHarry.com

Name: _____

Date: _____

Facts about Rome

Directions: Think back about the story and then answer the following questions.

1. Who were *gladiators*? _____
2. Rome is located in the country of _____ on the continent _____.
3. Some people believe Italy looks like a _____.
4. If you go to the *Roman Colosseum*, you can see the “hypogeum”. What is a “*hypogeum*” and what was it used for? _____

5. Describe the *Roman Forum*. _____

6. If you had gone to *Circus Maximus* long ago, what kind of races would you have seen there? _____
7. What is the name of the most famous Baroque fountain in Rome?

8. Why might someone go to an area called the “*Trident*”? _____

9. Rome has the longest and widest staircase in all of Europe. What is the name of this staircase? _____
10. What was something you learned from the book that you found interesting? _____

Name _____ Date _____

Rome Vocabulary Matching

Directions: Match the Italian words and phrases to their meaning.

- | | |
|-------------------|-----------------|
| 1. __ Si | A) Good evening |
| 2. __ No | B) Good night |
| 3. __ Famiglia | C) No |
| 4. __ Arrivederci | D) Family |
| 5. __ Buona sera | E) Good morning |
| 6. __ Buon giorno | F) Yes |
| 7. __ Buona notte | G) Good-bye |



Name _____

Date _____

Bella & Harry

Let's Visit Rome!


Directions: Draw and label three things you might see if you were in Rome.



Name _____ Date _____

Bella & Harry

Let's Visit Rome!



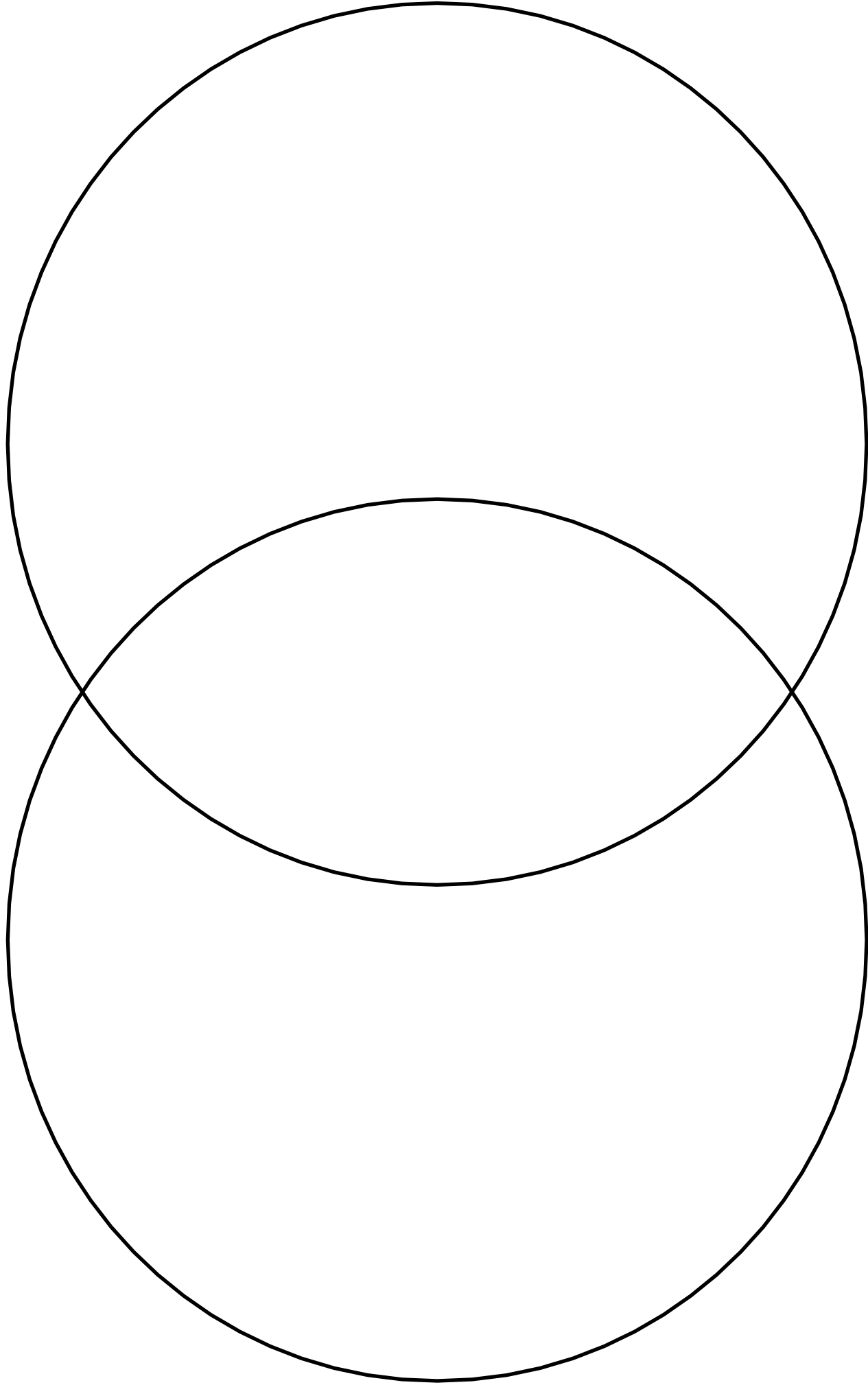
ACROSS

1. Harry pretended to be a _____
4. Rome was built on _____ hills
5. The _____ used to be a marketplace
8. An obelisk has _____ sides
9. One of the most famous fountains in Rome is the _____ fountain

DOWN

1. The Italian word for "thank you"
2. Some people think Italy looks like a _____
3. A round or oval building
6. Circus Maximus used to hold chariot _____
7. Piazza is another word for _____

Venn Diagram



Name _____ Date _____

Summarize the Story

Directions: In your own words, summarize the story. Remember to include the important facts and information that you learned.



Name: _____

Date: _____

ANSWER KEY

Facts about Rome

Directions: Think back about the story and then answer the following questions.

1. Who were *gladiators*? **People who were part of competitions that were held in large areas, usually with a crowd watching.**
2. Rome is located in country of **Italy** on the continent **Europe**.
3. Some people believe Italy looks like a **boot**.
4. If you go to the *Roman Colosseum*, you can see the “hypogeum”. What is a “*hypogeum*” and what was it used for? **An underground area of the Roman Colosseum where gladiators would wait before their competition.**
5. Describe the *Roman Forum*. **An old area in Rome that used to be a marketplace, then other buildings were built. Meetings used to be held there. Now it is mostly ruins.**
6. If you had gone to *Circus Maximus* long ago, what kind of races would you have seen there? **Chariot races.**
7. What is the name of the most famous Baroque fountain in Rome? **The Trevi Fountain (or Fontana di Trevi).**
8. Why might someone go an area called the “*Trident*”? **To eat or go shopping**
9. Rome has the longest and widest staircase in all of Europe. What is the name of this staircase? **The Spanish Steps.**
10. What was something you learned from the book that you found interesting? _____

Name _____ Date _____

ANSWER KEY

Rome Vocabulary Matching

Directions: Match the Italian words and phrases to their meaning.


- | | |
|-------------------------|-----------------|
| 1. F Si | A) Good evening |
| 2. C No | B) Good night |
| 3. D Famiglia | C) No |
| 4. G Arrivederci | D) Family |
| 5. A Buona sera | E) Good morning |
| 6. E Buon giorno | F) Yes |
| 7. B Buona notte | G) Good-bye |

Name _____ Date _____

ANSWER KEY

Bella & Harry

Let's Visit Rome!



ACROSS

- 1. Harry pretended to be a _____
- 4. Rome was built on _____ hills
- 5. The _____ used to be a marketplace
- 8. An obelisk has _____ sides
- 9. One of the most famous fountains in Rome is the _____ fountain

DOWN

- 1. The Italian word for "thank you"
- 2. Some people think Italy looks like a _____
- 3. A round or oval building
- 6. Circus Maximus used to hold chariot _____
- 7. Piazza is another word for _____