

Farm to Table

Play-based learning is a developmentally appropriate best-practice for young children. Through the unit From **Farm to Table**, students learn about various food sources and the people who help get food to our tables. From understanding where food comes from to exploring the different types of farms, this guide shows an array of ways children can have fun learning about farming right in their own backyard while enhancing their literacy skills. Follow these suggestions to create farm-themed centers in your early childhood classroom.

FARMERS MARKET DRAMATIC PLAY CENTER

Dramatic play inspires imagination, develops speaking and listening skills, fosters social skills such as sharing and turn taking, and supports children to acquire new vocabulary. A dramatic play center should include a theme, props, and adult guidance to enhance language development. Also include environmental print such as signs, labels, and authentic writing opportunities.

SUGGESTED PROPS

- Market stand
- Cash register
- Fruit and vegetables
- Gardening set
- Gardening gloves
- Gardening hat

RIF PRINTABLES

- RIF Farmer's Market banner
- Plant lifecycle poster
- Is it a Fruit? poster
- Is is a Vegetable? poster



ADULT GUIDANCE: Use these suggested leveled questions and narrations to support children's play.

- **Level 1:** "Where is the carrot? Point to it."
- **Level 2:** "Is this a seed or a plant?"
- **Level 3:** "What season is this (crop) in?"
- **Level 4:** "Why do you think the most crops are in the summer?"
- "The market is getting busy! Everyone is finding fresh and healthy foods."
- "Great job giving change and saying thank you! Such friendly customer service."





RIF

ER'S MA



ARKET


WHAT IS A VEGETABLE?

**A VEGETABLE IS
ANY EDIBLE PART OF A
PLANT THAT DOES NOT
CONTAIN THE SEED.**

**VEGETABLES ARE USUALLY
THE ROOTS, STEMS,
OR LEAVES OF THE PLANT.**



RADISH




POTATO



CABBAGE




PEPPER



CUCUMBER



GARLIC



CARROT



LETTUCE



CORN




PUMPKIN

WHAT IS A FRUIT?




CHERRY



GRAPES




KIWI



AVACADO



ORANGE




WATERMELON

A FRUIT IS THE PART
OF A PLANT THAT DEVELOPS
FROM THE FLOWER.


THE FRUIT CONTAINS THE SEEDS
OF THE PLANT.

IT COVERS AND PROTECTS
THE SEEDS.


A FRUIT MAY HAVE
FLESHY OR DRY TISSUE.



STRAWBERRY




PEACH



BANANA

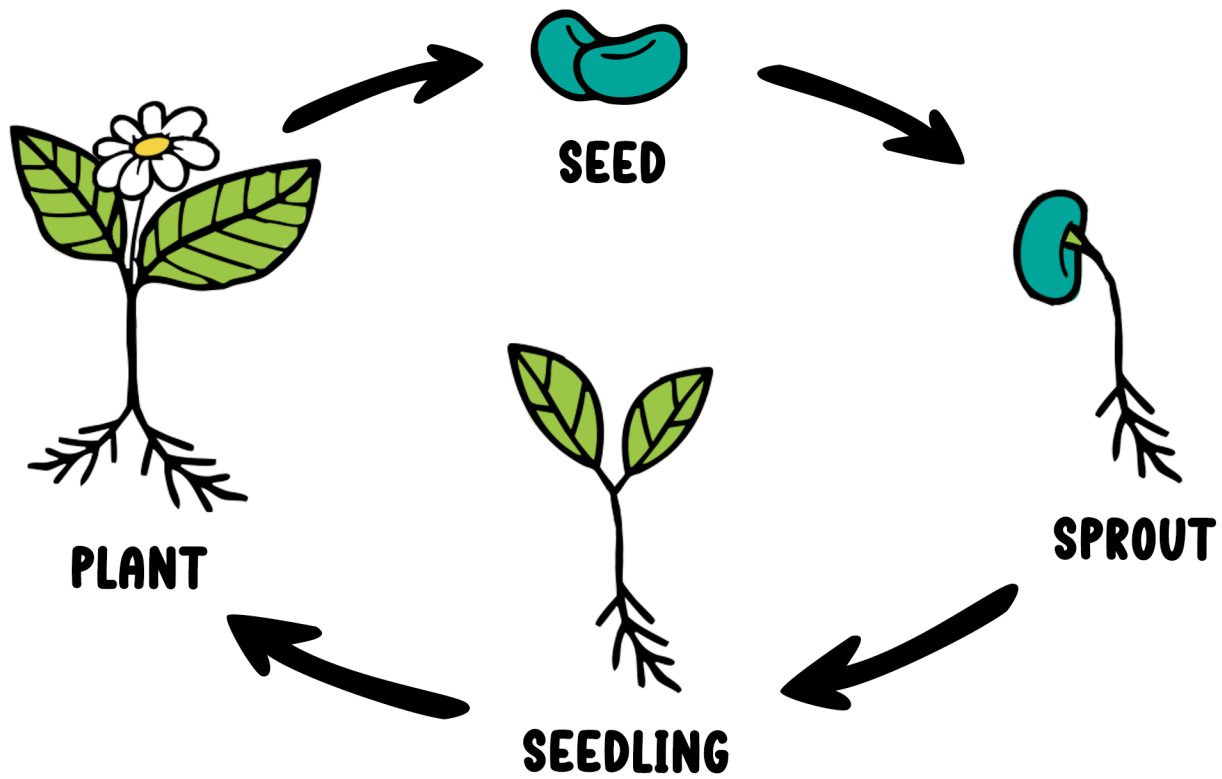


APPLE



PINEAPPLE

PLANT LIFE CYCLE



PLANT LIFE CYCLE

