

Exploring Light

Play-based learning is a developmentally appropriate best-practice for young children. Through **Exploring Light**, students learn about the different types of light. From defining light to exploring its various sources, this guide shares an array of ways that children can have fun learning about different types of light while enhancing their literacy skills. Follow these suggestions to create light-themed centers in your early childhood classroom.

RIF CAMPGROUND DRAMATIC PLAY CENTER

Dramatic play inspires imagination, develops speaking and listening skills, fosters social skills such as sharing and turn taking, and supports children to acquire new vocabulary. A dramatic play center should include a theme, props, and adult guidance to enhance language development. Also include environmental print such as signs, labels, and authentic writing opportunities.



SUGGESTED PROPS

- Flashlights
- Light discovery kit
- Camping tent
- Campfire
- S'mores kit



RIF PRINTABLES

- "Welcome to RIF Campground" banner
- How to make a S'mores
- Scavenger Hunt
- 5 Senses Nature Walk

ADULT GUIDANCE: Use these suggested leveled questions and narrations to support children's play.

- **Level 1:** "Where is the tent? Point to it"
- **Level 2:** "Is it daytime or nighttime?"
- **Level 3:** "What did you see on your nature walk?"
- **Level 4:** "Explain how you make the flashlight work"
- "You are roasting a marshmallow and following how to make a s'mores guide. It looks delicious!"
- "Great teamwork building that tent- it's standing tall and ready for sleeping under the stars."

Welo

to

➡ R

come

...



campground



Reading
Is Fundamental

**Read for
Success**
Early Childhood

WRITE OR DRAW THINGS FROM YOUR WALK

I SEE



I HEAR



I SMELL




I FEEL




I TASTE



How to Make a S'more




Graham Crackers



Chocolate Bar



Toasted Marshmallow



S'more