

**Reading**  
Is Fundamental.

until every child reads

# COURAGE

## Activity Packet

A collection of resources aligned to the theme of Courage

If courage is taking the right action even in the face of fear, there are many opportunities big and small to be courageous in life. Reading and thinking about people who are courageous can help students prepare for the times in their own lives that will call for courage.


This packet includes activities for...

- Educators to use in the classroom
- Families to use at home


We recommend you print and copy the Family Activity and Book List pages to send home to extend and encourage continuous learning!

For more reading fun, visit  
[www.RIF.org/Literacy-Central/Collections/Courage](http://www.RIF.org/Literacy-Central/Collections/Courage)


## Recommended Books About **Courage**



**I Am Brave!: An Acorn Book (Princess Truly #5)**  
Author: Kelly Greenawalt  
Illustrator: Amariah Rauscher  
Grades PK-1




**Lena's Shoes Are Nervous: A First-Day-of-School Dilemma**  
Author: Keith Calabrese  
Illustrator: Juana Medina  
Grades PK-3




**I Am Brave: A Positive Power Story (Rodale Kids Curious Readers/Level 2)**  
Author: Suzy Capozzi  
Illustrator: Eren Unten  
Grades PK-1




**The Many Colors of Harpreet Singh**  
Author: Supriya Kelkar  
Illustrator: Alea Marley  
Grades PK-2




**Max the Brave**  
Author and Illustrator: Ed Vere  
Grades PK-1



**Not Little**  
Author: Maya Myers  
Illustrator: Hyewon Yum  
Grades PK-2




**Malala Yousafzai (Rookie Biographies®)**  
Author and Illustrator: Jodie Shepherd  
Grades 1-3



**Ruby Bridges (Rookie Biographies®)**  
Author: Simone T. Ribke  
Grades 1-2



**Saturday Is Swimming Day**  
Author and Illustrator: Hyewon Yum  
Grades PK-1



**When You Need a Friend**  
Author: Suzanne Chiew  
Illustrator: Caroline Pedler  
Grades PK-2

### Discussion questions for books about courage

1. What was one courageous act that happened in the book?
2. Who do you think was the most courageous character in the book? Why/how?
3. Do you think of yourself as courageous? Can you give an example of something courageous you have done?
4. What are different kinds of courage people can have?
5. Is courage something that can be strengthened over time, like a muscle? If so, how?

For additional activities for the books listed,  
please visit [www.RIF.org/Literacy-Central/Collections/Courage](http://www.RIF.org/Literacy-Central/Collections/Courage)

## Classroom Activity:

## PROFILES IN COURAGE

Inspire students to recognize that all people can be courageous by having them create profiles in courage that focus on the person.

This activity is designed for independent work or work in pairs.

### STEPS

1. Before you begin this activity, spend some time reading about courage using fiction and nonfiction. Talk with your students about the meaning of courage and different types of courage.
2. Have each student or pair of students select one person to profile for their courage. This person could be someone you've studied, someone the student knows personally, or someone the student discovers through research. Or, you might choose to assign profile subjects.
3. Have your students use the Profile in Courage handout in this packet to showcase the courageous person they've chosen.
4. When the profiles are complete, display them in the classroom and let students learn from each other's work.



## Home Activity:

## STORY OF COURAGE (PROJECTION)

Note to Families: Our class is learning about courage with literacy resources from Reading Is Fundamental. Complete this activity with your child to help deepen their understanding of courage.

Help your child project their own fears onto a character and then write a story where the character has courage as they work through their fear.

### STEPS

1. Talk with your child about what they have been learning at school about courage. Reveal some things you've been fearful of and how you used courage to overcome that fear. Encourage your child to share the same information with you.
2. Have your child identify one thing in their life that they're fearful of or nervous about. Then, have them tell a story about a character who overcomes the same fear. Encourage them to be imaginative and tell as fanciful a story as they like.
3. Write the story on paper folded into a booklet and leave room for illustrations. (For children who cannot write yet, you can do the writing for them as they tell the story.)
4. Let your child illustrate the book and/or help them create illustrations.
5. Read the book with your child and talk about what effect, if any, the story has on their own fear.