

*CREATIVITY*

*ACTIVITY PACK*

***CREATIVITY***  
***ACTIVITY PACK***

*CREATIVITY*

*ACTIVITY PACK*

# CREATIVITY

## CREATIVITY

Creativity requires imagination and originality for generating new ideas. It benefits all disciplines and is necessary in science and civics and mathematics, even though it's most often associated with the arts. Wherever we apply it, creativity makes use of each individual's uniqueness and makes the world a richer place.

This activity packet includes a selection of resources for educators, families, and students.

**BOOKLIST:** A list of books about creativity recommended by RIF

**CLASSROOM ACTIVITY:** An activity about creativity for the classroom

**HOME ACTIVITY:** An activity about creativity designed to help students continue learning at home

**STUDENT ACTIVITY:** An activity about creativity for students to complete independently


We suggest you print and copy the **Home Activity, Student Activity, and Booklist** pages and send them home to extend the learning.

For more reading resources, visit

[www.RIF.org/literacy-central/collections/middle-school-family-literacy-initiative-creativity](http://www.RIF.org/literacy-central/collections/middle-school-family-literacy-initiative-creativity)


# CREATIVITY BOOKLIST

## CREATIVITY BOOKLIST




### The Internet: Inventions That Changed the World

Author: Sarah Greene,  
STEM, Grades 4-8



### The Dragon of Lonely Island

Author: Rebecca Rupp  
Fantasy/Sci-Fi, Grades 4-6




### The Girl in the Lake

Author: India Hill Brown,  
Horror, Grades 3-7




### Josephine Against the Sea

Author: Sharkirah Bourne  
Adventure, Grades 3-7




### The Magic Fish

Author: Trung Le Nguyen  
Relationships, Grades 7-12




### Pay It Forward

Author: Catherine Ryan  
Hyde, Friendships, Grades  
5-8




### Suitcase

Author: Mildred Pitts Walter  
Sports/Gaming, Grades 3-6




### Shoe Dog: Young Readers Edition

Author: Phil Knight, The  
Arts, Grades 5-6



### What Lives in the Woods

Author: Lindsay Currie  
Mystery, Grades 4-8



### The Year of the Dog

Author: Grace Lin  
Funny, Grades 3-5

Reading  
Is Fundamental.

until every child reads

# CLASSROOM ACTIVITY

## CLASSROOM ACTIVITY

### CREATIVITY IS IN OUR NATURE

From our earliest explorations as young children, we're drawn to make art from nature. This activity encourages students to see found objects in new ways as they create an original piece of art, whether permanent or ephemeral.

#### STEPS

1. Arrange a JIGSAW\* about the artist Andy Goldsworthy. We've included a list of potential resources at the end of these instructions.
2. Based on their understanding of Goldsworthy's process, have students venture out on their own course to create a piece of art from nature/found objects. If possible, allow students class time to go outside and search for materials, or provide a window of time (e.g., one week) for students to gather materials outside of class.
3. Allow ample time for students to ponder and play with their collected materials, and then time to assemble them. If you are inspired by Goldsworthy, adapt his approach and have students create ephemeral pieces and, if you want, take photographs of them.
4. Have students write a 1- to 3-paragraph artist's statement.
5. (Optional) Create a gallery of either photographs of ephemeral pieces or permanent pieces and include the artists' statements. Host a gallery showing and allow participants to peruse at their own pace.

\*JIGSAW: Allows students to become experts on one piece of material about a common topic and share their expertise with a small group of their peers.

- i. Create groups of 3 or 4 students and an assortment of material on the same topic (i.e., Andy Goldsworthy).
- ii. Have students choose an article or video and then meet with students from other groups that have the same piece of material.
- iii. In their material-specific groups, students become experts on their piece.
- iv. Have students return to their original groups to share what they've learned.

Andy Goldsworthy Resources:

Long Article from Art in Context: [Andy Goldsworthy – A Look at Nature Artist Andy Goldsworthy](#)

Short Video from the Tate Museum: [Andy Goldsworthy: 'We share a connection with stone'](#)

Short Article from Smithsonian Magazine: [35 Who Made a Difference: Andy Goldsworthy](#)

Slideshow: [Magical Land Art by Andy Goldsworthy](#)

# HOME ACTIVITY

## HOME ACTIVITY

### NATURE ART

Your middle schooler has been learning about creativity at school and this activity is designed to extend the learning at home.

Creativity is a broad topic and various types of creativity can always be found in characters in fiction and in non-fiction text. This activity focuses on using creativity to make art out of found objects in nature or around the house.

### STEPS

1. Talk with your child about what they've been learning about creativity at school. Did they read or see a video about Andy Goldsworthy, a famous nature artist? If you like, find and watch a video about Goldsworthy's nature art together.
2. Create found art with your child – either one piece together or your own pieces at the same time.
  - i. Go searching for and collecting materials together. You could go on a nature walk, to a park, to the school yard, etc. Or, if you're creating a found objects piece, search your home for things to use, such as paper clips, pieces of bulk mail, even dust bunnies can work!
  - ii. Decide whether you want your art to be temporary or permanent and where you want to create it. If it's going to be temporary, you probably won't need additional materials like paper, glue, and tape; if you want it to be permanent, collect what you need to solidify it.
  - iii. Create!
  - iv. Give your piece(s) a title and a short written statement about the process and your ideas behind the piece.

# STUDENT ACTIVITY

## **STUDENT ACTIVITY**

### **PENCIL + PAPER = PRODUCT**

Based on your recent focus on creativity and all its mystery, this activity should not surprise you. Much of creativity happens in the brain and much of this activity will, too. You'll only have a pencil (or a pen) and a piece of paper...and you'll be asked to make something stunning!

### **STEPS**

1. Find a block of time and a place where you can freely create.
2. Have with you a pencil (or pen) and a piece of paper.
3. Sit (or stand) and think. Let your mind wander. Daydream. Strategize. Wonder.
4. Then...make something on or out of your two materials. Literally anything will be stunning because it will have come directly from your imagination, unburdened by fancy/splashy/colorful/digital/excess material.
5. It's just you and the pencil and the page – create.
6. (Optional) Share your creation with someone that you think will appreciate it.