

Reading

Is Fundamental.

until every child reads

EXPLORATION

Activity Packet

A collection of resources aligned to the theme of Exploration

The more children can explore new ideas, new places, new things, the more their interest and creativity will be sparked. One great way to encourage exploration is through stories. Reading and learning about faraway places and other people open up a world of possibilities to the imagination.

This packet includes activities for...

- Educators to use in the classroom
- Families to use at home


We recommend you print and copy the Family Resource pages to send home to extend and encourage continuous learning!

For more reading fun, visit

www.RIF.org/Literacy-Central/Collections/Exploration

Recommended Books About

Exploration




Biblioburro: A True Story from Colombia

Author and Illustrator:
Jeanette Winter
Grades 1-4




The Hike

Author and Illustrator:
Alison Farrell
Grades PK-K



Going Places

Author: Paul Reynolds
Illustrator: Peter H. Reynolds
Grades PK-3




The Camping Trip

Author and Illustrator:
Jennifer K. Mann
Grades PK-2



Little Dog Lost

Author and Illustrator:
Mônica Carnesi
Grades K-2



Manfish

Author: Jennifer Berne
Illustrator: Eric Puybaret
Grades 1-4



Ten Beautiful Things

Author: Molly Beth Griffin
Illustrator: Maribel Lechuga
Grades K-3




Oona

Author: Kelly DiPucchio
Illustrator: Raissa Figueroa
Grades PK-3



The Skies Above My Eyes

Author: Charlotte Guillain
Illustrator: Yuval Zommer
Grades PK-2



Where's Rodney?

Author: Carmen Bogan
Illustrator: Floyd Cooper
Grades 1-3

Discussion questions for any recommended book listed above:

1. Were the characters in this book satisfied by their exploration(s)?
2. What was the main curiosity or question behind the exploration(s) in this book?
3. What kinds of exploration would you like to take?
4. How do explorers help other people/the world? Do they ever do harm?
5. Does exploration always require travel – why or why not?

For additional activities for the books listed, please visit
www.RIF.org/Literacy-Central/Collections/Exploration

Classroom Activity: **EXPLORAMA**

In this activity, students will create a set of cards to be explored by someone else.

This activity is designed to be completed independently or in pairs.

STEPS

1. Read one or more books about exploration and talk about the process of uncovering information during an exploration.
2. Tell students they will be creating a set of cards that someone else will explore. (This will be a visual and informational version of exploration, where the set of cards represents layers or distances. For instance, one card set might represent the ocean and include the surface, epipelagic zone, mesopelagic zone, bathypelagic zone, and abyssopelagic zone. Another card set might represent a castle and include a moat, towers, outer gate, outer ward, inner gate, inner ward. Others may represent space, a cake, etc.)
3. Let students design the deck: a picture on the front of each card and information about that “layer” on the back of each card.
4. Have students arrange their decks so another student can explore their deck of cards from top to bottom layer and then swap decks to explore.

Home Activity: **STAY-XPLORATION**

Note to Families: Our class is learning about exploration with literacy resources from Reading Is Fundamental. Complete this activity with your child to help deepen their understanding of exploration.

Pick a place to explore and don't go! Explore your place through books, videos, websites, images, etc.

STEPS

1. Talk with your child about the things they've been doing in school around exploration. Together, pick a place they'd like to explore (e.g., Madagascar, the ocean, a subway system).
2. Find the most exciting resources about the place you've selected. Try movies, picture books, image searches online, museums you can access virtually, etc.
3. If it would help you and your child, set a specific time for the activity and gather as much information as you can. Or, if you prefer, just explore for as long as you're enjoying finding new information. Come back to explore more as often as your child is interested.
4. (Optional) Consider ways to extend the interest, such as playing music from your place, if that's possible, or setting up the room where you're exploring with drawings or other items to reflect your place.