



# Activity Packet

A collection of resources aligned to the theme of Family



Family can mean many things to many people, from a loving and supportive base to a complicated tree of connections to close friends and even pets. These stories and resources help children understand that all families are both alike and different in wonderful and interesting ways.

## This packet includes a:

- Family classroom activity
- Family home activity
- Family recommended booklist

We recommend you print and copy the home activity and recommended book list pages to send home to extend Rally to Read 100 and encourage continuous learning!

For more reading fun, visit [RallytoRead.org](https://RallytoRead.org).



## Family Traditions

This activity will help students identify special traditions they're learning about in their families and how those traditions make them feel.

This activity is designed to be done independently, although sharing ideas and results is encouraged.

### Steps

1. Ask your students to think about things they do with their families that feel special. Remind them that both big and small things can be special (e.g., big trips can be special and so can reading together every Friday night or chatting about the day before going to sleep).
2. Have them draw or write a list of habits or traditions they would like to continue, either as grown-ups themselves or with their own families one day.
3. Then, ask students to write what they feel when they are doing each thing with their family (e.g., happy, excited, calm).
4. To extend this activity, have students write a letter to their family or make a drawing about some of their favorite family activities and encourage them to take it home.



## Theme: Family | Home Activity

Our class is learning about family with literacy resources from Reading Is Fundamental. Complete this activity with your child to help deepen their understanding of family.

---

### What Family Means

Family is one of those words (and feelings) that can be hard to define. In this activity, you and your child will have a chance to discuss what family means to you.


#### Steps

1. Look up a dictionary definition for family and talk about the definition with your child. Do you agree with it? Whether or not you find a definition you agree with, talk to your child about your reasoning.
2. After your discussion, write a definition of your own family. Your definition may include names, relationships, pictures, places, etc. Discuss and rewrite your definition until it feels right to both you and your child.
3. Talk about how each person came to be a part of your family and what you value about each relationship, however it came to be.
4. If you like, draw a picture of your family with your child. It may be realistic, or you may choose to represent your family symbolically (as in a family tree) or geographically (if your family is spread out, pinpoint each family member on a map).

**Reading**  
Is Fundamental  
until every child reads


**Reading Is Fundamental** has curated a list of books to help children further explore the theme of Family. Use this recommended book list to help your students/children continue their discovery about this topic in school and at home. For additional activities for the books listed, please visit [RIF.org/literacy-central/collections/rally-read-family-collection](http://RIF.org/literacy-central/collections/rally-read-family-collection).

*View read-alouds of titles in blue on RallytoRead.org this month.*



**Family Reunion**

Authors: Chad & Dad Richardson  
Illustrator: Ashleigh Corrin  
Grades: PK-3




**A Chair for My Mother**

Author & Illustrator:  
Vera B. Williams  
Grades: 1-3  
(and in Spanish)



**The Blur**

Author: Minh Lê  
Illustrator: Dan Santat  
Grades: PK-2



**Lola Reads to Leo**

Author: Anna McQuinn  
Illustrator: Rosalind Beardshaw  
Grades: PK-K




**Gracias~Thanks**

Author: Pat Mora  
Illustrator: John Parra  
Grades: PK-2




**Big Red Lollipop**

Author: Rukhsana Khan  
Illustrator: Sophie Blackall  
Grades: K-2




**The Emperor's Egg**

Author: Martin Jenkins  
Illustrator: Jane Chapman  
Grades: PK-3 (in LC)




**Fry Bread**

Author: Kevin Noble Maillard  
Illustrator: Juana Martinez-Neal  
Grades: PK-1



**My Brother Charlie**

Author: Holly Robinson Peete & Ryan Elizabeth Peete  
Illustrator: Shane W. Evans  
Grades: PK-2



**When Aidan Became a Brother**

Author: Kyle Lukoff  
Illustrator: Kaylani Juanita  
Grades: PK-3

**BARNES & NOBLE**  
Storytime Pick

**Our Table**  
Author & Illustrator:  
Peter H. Reynolds

**Family Book Discussion Questions**

1. Who was a part of the family in this story?
2. How did the family challenge or support the main character in this story?
3. How did the family members solve conflicts in the story?
4. How is your family alike and different from the family in the story?
5. How did the people in this book define family? How do you define family?