

# 90 Second Lego Challenge!

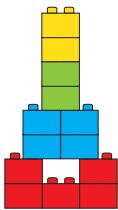
Teamwork enhances problem solving, listening, and leadership skills for students of all ages. Use this team building activity to teach students to work together towards a common goal!

**Materials:** Legos


**Activity:**

1. **Before the challenge begins**, divide the Legos into the number of groups participating.
2. Create groups of 4-5 students.
3. Tell your students that they will be working together in teams to build different objects.
4. Emphasize that the only items allowed for building are Legos.
5. Each round will last 90 seconds, and each team has 90 seconds to build during that round.
6. Read aloud the objects that students are tasked with building. Be sure to read the objects in order from #1 - #10. (optional: show students images on the handout to scaffold).
7. At the end of each round, have your judges come around to view the teams' work.

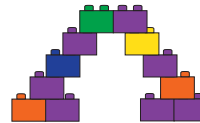
**Objects to build:**



1. A tower in this order:  
red, blue, green, yellow




2. The tallest tower



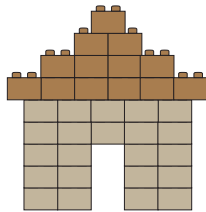
3. A bridge



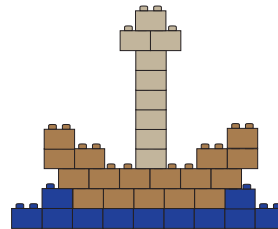
4. A car




5. A robot



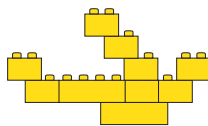
6. A house




7. A boat



8. A spaceship



9. Something that flies



10. A musical instrument that makes sound