




DOLLAR GENERAL  
**LITERACY  
FOUNDATION**



# FAMILY



Powered by  
**Reading**  
Is Fundamental.  
until every child reads

# Family

Families are important in so many ways and children benefit from knowing that happy families come in all sizes and configurations. Reading books that celebrate families of all kinds helps children feel secure and connected in our diverse world.

This activity packet includes a selection of resources for educators, parents/caregivers, and students.

**Booklist:** A recommended list of books about families.

**Puzzles and Activities for Students:** Resources about families designed for independent student use.

**Take-Home Activity:** An activity about families designed to help students continue learning at home.

**Classroom Activity:** An activity about families designed for the classroom.

We suggest you print and copy the *Take-Home Activity* and *Puzzles and Activities for Students* pages and send them home to extend the learning.


For more reading resources, visit [www.RIF.org/Literacy-Central](http://www.RIF.org/Literacy-Central).

## TABLE OF CONTENTS

Book List .....	3
Word Searches .....	4-5
Rhyme Time .....	6
Crossword Puzzles .....	7-8
Memory Match .....	9-10
Coloring Page .....	11
Take-Home Activity .....	12
Classroom Activity .....	13
All Answer Keys .....	14-16

# Family Book List


## Recommended Books




**Lola Reads to Leo**  
Author: Anna McQuinn  
Illustrator: Rosalind Beardshaw  
PK-K




**A Family Is a Family Is a Family**  
Author: Sara O'Leary  
Illustrator: Qin Leng  
PK-2




**Clifford's Family**  
Author and Illustrator:  
Norman Bridwell  
PK-3




**Is Your Mama a Llama?**  
Author: Deborah Guarino  
Illustrator: Steven Kellogg  
PK-3




**Julius, The Baby of the World**  
Author and Illustrator:  
Kevin Henkes  
PK-3



**The Nowhere Box**  
Author and Illustrator:  
Sam Zuppardi  
PK-3




**Dear Juno**  
Author: Soyung Pak  
Illustrator: Susan Kathleen Hartung  
PK-5



**Don't Be Late!**  
Author: Libby Brereton  
Illustrator: Chris Vallo  
K-2



**Grandpa Green**  
Author and Illustrator:  
Lane Smith  
K-3



**Ginger Pye**  
Author: Eleanor Estes  
2-5

# Word Search (easier)

Name: \_\_\_\_\_ Date: \_\_\_\_\_

Find the words in the list below.

R M L I S T E N A  
N J H K I D S F N  
G E O G B C A R E  
F A M I L Y V I L  
T W E V I I W E O  
P A R E N T S N V  
U B M N G I H D E  
D C O U S I N S B  
R E L A T I V E S

## Word Bank

**FAMILY**

**HOME**

**LOVE**

**RELATIVES**

**SIBLINGS**

**FRIENDS**

**GIVE**

**KIDS**

**COUSINS**

**PARENTS**

**CARE**

**LISTEN**



# Word Search (harder)

Name: \_\_\_\_\_ Date: \_\_\_\_\_

Find the words in the list below.

T M C H I L D R E N B G  
R U E N C J L O V E F R  
A L E R H O M E M H R A  
D R I W F V U J K A I N  
I E B S C A M S S A E D  
T L S S T N M B I D N P  
I A R T Y E D I B N D A  
O T F T O U N C L E S R  
N I S O J R J W I Y V E  
S V A C A T I O N K E N  
U E N S J R U E G G I T  
K S R D A U N T S C R S

## Word Bank

<b>FAMILY</b>	<b>SIBLINGS</b>	<b>GRANDPARENTS</b>
<b>AUNTS</b>	<b>UNCLES</b>	<b>COUSINS</b>
<b>HOME</b>	<b>LOVE</b>	<b>VACATION</b>
<b>FRIENDS</b>	<b>PARENTS</b>	<b>CHILDREN</b>
<b>RELATIVES</b>	<b>TRADITIONS</b>	<b>LISTEN</b>
<b>STORIES</b>		

# Rhyme Time

Instructions: Each of these words is related to the theme. For each word, think of two words that rhyme. Write your rhyming words on the lines, like we did in the example.

***Example***

give \_\_\_\_\_ live \_\_\_\_\_

\_\_\_\_\_ forgive \_\_\_\_\_

love \_\_\_\_\_

\_\_\_\_\_

aunt \_\_\_\_\_

\_\_\_\_\_

home \_\_\_\_\_

\_\_\_\_\_

kid \_\_\_\_\_

\_\_\_\_\_

care \_\_\_\_\_

\_\_\_\_\_



# Crossword Puzzle (easier)

Name: \_\_\_\_\_ Date: \_\_\_\_\_

Answer clues based on the content and vocabulary words for the topic of Family.  
Look for hints in the Word Bank.

## Word Bank

FAMILY	SIBLINGS
FRIENDS	LOVE
KIDS	LISTEN
STORIES	HOME
GIVE	RELATIVES

## Down

2. Learn about your family through listening to family \_\_\_\_.
3. To \_\_\_\_ and be loved is a most special gift.
4. Take time to \_\_\_\_ your family your time & attention.
6. Another word for brothers & sisters.
7. Is your \_\_\_\_ in the city or the country?
8. Can you name all your \_\_\_\_ members?

## Across

1. A nickname for children.
5. Your \_\_\_\_ include siblings, aunts, uncles, cousins, and grandparents.
9. Be sure to \_\_\_\_ to family stories!
10. \_\_\_\_ are often like family!

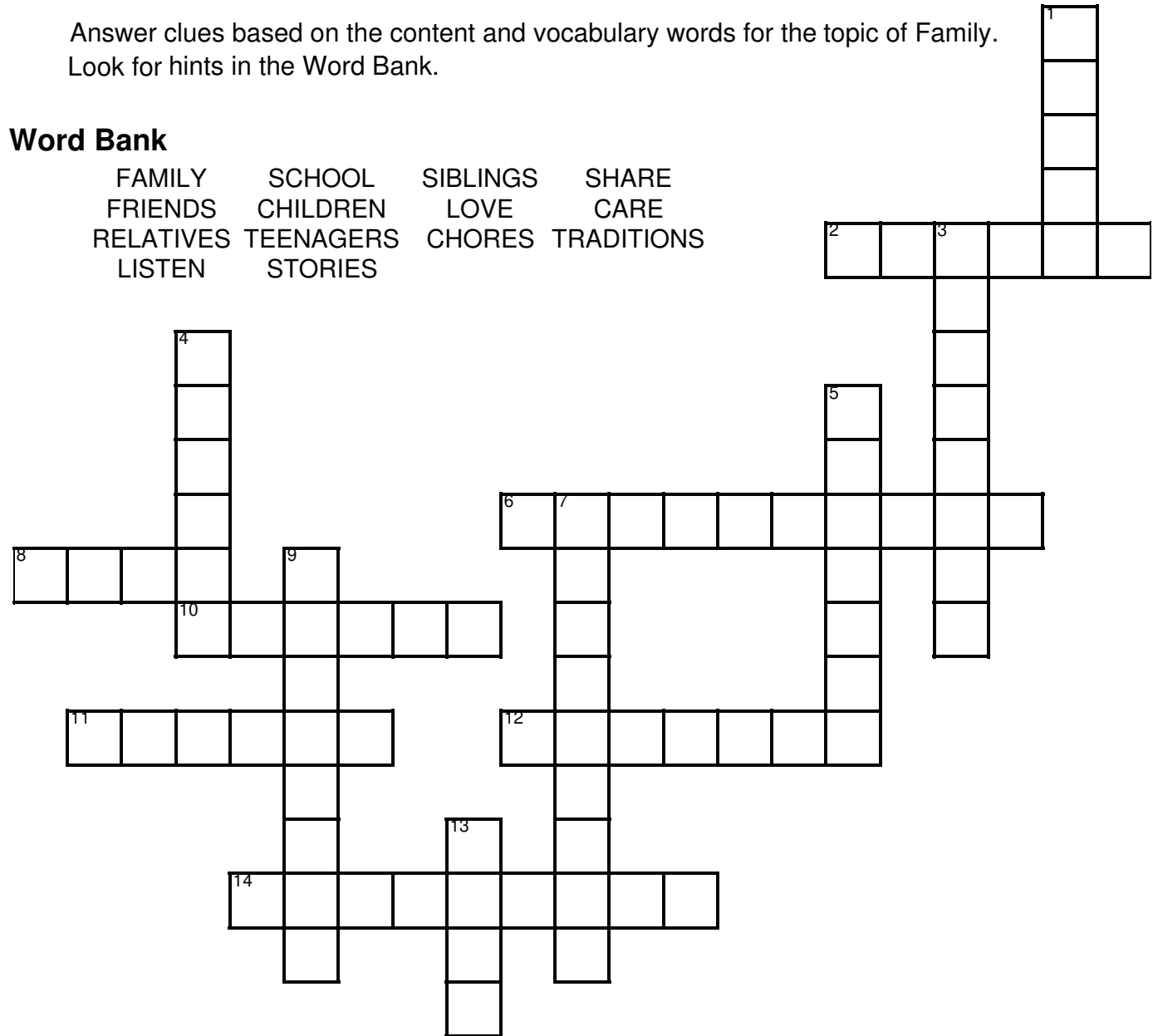
# Crossword Puzzle (harder)

Name: \_\_\_\_\_ Date: \_\_\_\_\_

Answer clues based on the content and vocabulary words for the topic of Family.  
Look for hints in the Word Bank.

## Word Bank

FAMILY SCHOOL SIBLINGS SHARE  
 FRIENDS CHILDREN LOVE CARE  
 RELATIVES TEENAGERS CHORES TRADITIONS  
 LISTEN STORIES



## Across

2. Take time to \_\_\_ to your older family members.
6. What family \_\_\_ do you have around the holidays?
8. \_\_\_ is at the heart of a family!
10. Do you go to \_\_\_ with any of your siblings?
11. How many people are in your \_\_\_?
12. There are many family \_\_\_ to listen to & learn about.
14. Family members aged 13-19 are \_\_\_.

## Down

1. It is important to \_\_\_ time and stories with family.
3. Another word for brothers & sisters.
4. Do you have \_\_\_ to do around your home?
5. \_\_\_ are often like family to us.
7. Aunts, uncles, cousins, grandparents are your \_\_\_.
9. The word for more than one child.
13. Take time to \_\_\_ and share with your family!



# Memory Match



Cut along the lines to create vocabulary cards. Then, mix them up and turn them over. Flip two cards at a time, using your memory to try to find word pairs. Use each page separately for an easier version, or put all the cards together for a bigger challenge.

<b>family</b>	<b>family</b>
<b>siblings</b>	<b>siblings</b>
<b>grandparents</b>	<b>grandparents</b>
<b>home</b>	<b>home</b>
<b>parents</b>	<b>parents</b>
<b>traditions</b>	<b>traditions</b>




# Memory Match



Cut along the lines to create vocabulary cards. Then, mix them up and turn them over. Flip two cards at a time, using your memory to try to find word pairs. Use each page separately for an easier version, or put all the cards together for a bigger challenge.

<b>aunts</b>	<b>aunts</b>
<b>uncles</b>	<b>uncles</b>
<b>relatives</b>	<b>relatives</b>
<b>care</b>	<b>care</b>
<b>love</b>	<b>love</b>
<b>listen</b>	<b>listen</b>





# Take-Home Activity

---

## Family Story Night

Your child has been learning about family at school and this activity is designed to extend the learning at home.

This activity provides a way to talk about family members and significant family events. Hearing stories about people in the past can be very entertaining for children and can help them understand that all people face challenges and have adventures. Even stories about people they don't know can help them feel connected to our global human family.

### STEPS:

1. Pick a place in your home that will be comfortable for everyone to sit around for a while. If you want to, create a special atmosphere with pillows or blankets on the floor, make a special treat, or let the kids stay up a little late.
2. Come prepared with at least a few special family stories – tales of triumph over challenge, tales from another generation, tales that make you laugh.
3. Tell your stories. If possible, use one or all of the following supports.
  - a. Another family member: Whether in person or virtually, enroll another family member that was there.
  - b. Music: If your story is from a specific time or about music in any way, play the music of the time before, during, or after the telling.
  - c. Visuals: If you have photographs of the stars of the story, pass them around; if you think maps or diagrams would support the telling, draw them; if you have items that are a part of the story, show them during the telling.
  - d. Books or Movies: If your story is about, for example, the time Uncle Roy hit a home run to win the game, consider reading a book or watching a movie about baseball as part of your family story night.

# Classroom Activity

## Amazing Groups

This activity focuses on surprising names of groups of animals that could be considered families. This activity is designed for small groups, but you could make it an independent, pair, or whole class activity by changing the number of cards available.

### STEPS

1. Print or write the following words on cards or scraps of paper. (Each pairing is the name of an animal and the word for a collection or group of those animals, e.g., a float of crocodiles, a gaze of raccoons, etc.) Make enough cards to provide one set of the entire list to each small group in your class.

- Ants ..... Army
- Cats ..... Clutter
- Clams ..... Bed
- Coyotes ..... Band
- Crocodiles ..... Float
- Ducks ..... Paddling
- Geese ..... Gaggle
- Grasshoppers ..... Cloud
- Leopards ..... Leap
- Raccoons ..... Gaze
- Rhinoceroses ..... Crash
- Sheep ..... Flock

2. Provide one set of mixed up cards to each group and challenge them to match the cards correctly. As a hint, tell them that some group names describe what the animals do or how they look.


3. When all groups have finished matching, reveal the correct matches. Have groups keep a tally of how many they get right. If appropriate for your class, make it a contest and provide a small prize to the winning group.

4. Talk about why these groups of animals seem like families (e.g., they protect each other, they eat together, they travel together).


5. Consider using the animal group names as names for class groups for other activities.

# **ANSWER KEYS**


# Key: Word Search (easier)



# Key: Word Search (harder)



# Key: Crossword Puzzle (easier)



# Key: Crossword Puzzle (harder)

